



# SENIOR

## FINAL (RF) Resultados

### Documento 10 OFICIAL

Pos.	Nº	Piloto	Nacionalidad	Total	Dif.	Interv.	M. Vuelta	Km/h	Tiempo	Chasis	Penalización
1	5	DANNY CARENINI		16			56.623	83,28	15:13.307	CRG	
2	9	MORGAN PORTER		16	1.203	1.203	56.687	83,19	15:14.510	TONYKART	
3	1	AYRTON FONTECHA		16	2.037	0.834	56.715	83,15	15:15.344	CRG	
4	4	UMBERTO ALTEA		16	2.296	0.259	56.721	83,14	15:15.603	CRG	
5	6	JAVIER SAGRERA		16	6.463	4.167	56.964	82,78	15:19.770	CRG	
6	10	JACK TOMALIN		16	9.563	3.100	57.062	82,64	15:22.870	TONYKART	
7	8	JACK DEAKIN		16	12.436	2.873	56.950	82,80	15:25.743	TONYKART	
8	2	ARNAUD MALIZIA		16	12.769	0.333	57.143	82,52	15:26.076	CRG	
9	3	NEREA MARTI		16	14.363	1.594	57.023	82,70	15:24.670	PRAGA	+3.000
10	14	PELAYO RODRIGUEZ		16	30.013	15.650	57.685	81,75	15:38.320	BIREL	+5.000
11	11	UNAI PINEDA		9	7 Total	7 Total	57.771	81,63	8:58.557	INTREPID	+5.000
12	12	RUBEN SAINZ-MAZA		6	10 Total	3 Total	57.740	81,67	5:52.862	TONYKART	+5.000

Nº3 NEREA MARTI : Salida parcial cajón  
 Nº14 PELAYO RODRIGUEZ : Art 20.5  
 Nº11 UNAI PINEDA : Art 20.5  
 Nº12 RUBEN SAINZ-MAZA : Art 20.5

Lider : Nº5 DANNY CARENINI (1-16)

Tiempo Inicio : 02/12 - 13:16:14

M. Vuelta : Nº5 DANNY CARENINI 56.623 83,28 Km/h

Meteo : Soleado Aire : 13°C Pista : Seco

Evento Grabado : Nº1 AYRTON FONTECHA 56.367 83,66 Km/h



# SENIOR

## FINAL (RF) Vuelta a vuelta

	1	2	3	4	5	6	7	8	9	10	11	12
Vuelta 1 Intervalo	5	1 0.4	9 0.2	6 0.4	3 0.1	4 0.0	8 0.4	2 0.3	10 0.8	12 0.0	14 0.5	11 0.1
Vuelta 2	5	1 0.3	9 0.4	6 0.5	4 0.0	8 0.7	3 0.6	2 0.0	10 0.3	12 0.5	14 1.0	11 0.0
Vuelta 3	5	1 0.4	9 0.5	6 0.6	4 0.1	8 0.8	10 1.5	2 0.3	3 0.4	12 0.2	14 0.9	11 0.1
Vuelta 4	5	1 0.5	9 0.7	4 1.0	6 0.2	10 2.9	8 0.1	2 0.1	3 0.0	12 0.3	14 1.0	11 0.2
Vuelta 5	5	1 0.6	9 0.9	4 0.9	6 0.5	10 3.0	2 0.9	3 0.3	8 0.4	12 0.2	14 0.6	11 0.2
Vuelta 6	5	1 0.7	9 0.9	4 0.9	6 0.8	10 3.0	2 1.0	3 0.4	8 0.5	<del>12</del> 0.6	14 0.5	11 0.3
Vuelta 7	5	1 1.0	9 0.5	4 1.0	6 1.1	10 3.0	2 1.1	3 0.2	8 0.7	14 2.1	11 0.0	
Vuelta 8	5	1 1.1	9 0.3	4 1.1	6 1.2	10 3.2	2 1.3	3 0.2	8 0.5	11 4.7	14 0.3	
Vuelta 9	5	1 1.1	9 0.2	4 1.0	6 1.7	10 3.1	2 1.4	3 0.1	8 0.3	14 7.1	<del>11</del> 7.6	
Vuelta 10	5	1 1.1	9 0.2	4 0.6	6 2.2	10 2.9	3 2.2	8 0.6	2 0.2	14 6.9		
Vuelta 11	5	1 1.1	9 0.1	4 0.5	6 2.7	10 3.0	3 2.1	8 0.7	2 0.3	14 7.7		
Vuelta 12	5	9 1.3	1 0.3	4 0.2	6 3.0	10 2.9	3 2.2	8 0.7	2 0.2	14 8.7		
Vuelta 13	5	9 1.2	1 0.5	4 0.1	6 3.2	10 2.9	3 2.1	8 0.4	2 0.4	14 9.5		
Vuelta 14	5	9 1.2	1 0.6	4 0.2	6 3.5	10 2.9	3 2.1	8 0.6	2 0.2	14 10.4		
Vuelta 15	5	9 1.0	1 0.8	4 0.2	6 3.8	10 3.0	3 1.9	8 0.7	2 0.2	14 11.3		
Vuelta 16	5	9 1.2	1 0.8	4 0.2	6 4.1	10 3.1	3 1.8	8 1.0	2 0.3	14 12.2		

# SENIOR

## FINAL (RF)

### Análisis

Vueltas			Tiempo por vuelta			Formato Día			Vueltas			Tiempo por vuelta			Formato Día			Vueltas			Tiempo por vuelta			Formato Día		
<b>Nº1 AYRTON FONTECHA</b>																										
1	58.447	13:17:14.497	4	57.100	13:20:06.823	8	57.064	13:24:00.622																		
2	57.109	13:18:11.606	5	56.819	13:21:03.642	9	57.212	13:24:57.834																		
3	56.715	13:19:08.321	6	56.819	13:22:00.461	10	58.267	13:25:56.101																		
4	56.735	13:20:05.056	7	56.721	13:22:57.182	11	57.378	13:26:53.479																		
5	56.722	13:21:01.778	8	56.842	13:23:54.024	12	57.341	13:27:50.820																		
6	56.734	13:21:58.512	9	57.039	13:24:51.063	13	56.950	13:28:47.770																		
7	57.080	13:22:55.592	10	56.900	13:25:47.963	14	57.310	13:29:45.080																		
8	56.914	13:23:52.506	11	56.880	13:26:44.843	15	57.239	13:30:42.319																		
9	57.334	13:24:49.840	12	56.939	13:27:41.782	16	57.502	13:31:39.821																		
10	57.216	13:25:47.056	13	57.096	13:28:38.878	<b>Nº9 MORGAN PORTER</b>																				
11	57.041	13:26:44.097	14	56.917	13:29:35.795	1	58.631	13:17:14.796																		
12	57.471	13:27:41.568	15	56.887	13:30:32.682	2	57.225	13:18:12.021																		
13	57.134	13:28:38.702	16	56.999	13:31:29.681	3	56.887	13:19:08.908																		
14	56.863	13:29:35.565	<b>Nº5 DANNY CARENINI</b>									4	56.910	13:20:05.818												
15	56.876	13:30:32.441	1	58.242	13:17:14.085	5	56.923	13:21:02.741																		
16	56.981	13:31:29.422	2	57.137	13:18:11.222	6	56.722	13:21:59.463																		
<b>Nº2 ARNAUD MALIZIA</b>																										
1	59.415	13:17:16.175	3	56.629	13:19:07.851	7	56.687	13:22:56.150																		
2	57.903	13:18:14.078	4	56.623	13:20:04.474	8	56.693	13:23:52.843																		
3	58.415	13:19:12.493	5	56.667	13:21:01.141	9	57.213	13:24:50.056																		
4	57.951	13:20:10.444	6	56.656	13:21:57.797	10	57.251	13:25:47.307																		
5	57.705	13:21:08.149	7	56.760	13:22:54.557	11	56.979	13:26:44.286																		
6	57.227	13:22:05.376	8	56.762	13:23:51.319	12	56.962	13:27:41.248																		
7	57.199	13:23:02.575	9	57.361	13:24:48.680	13	56.875	13:28:38.123																		
8	57.239	13:23:59.814	10	57.182	13:25:45.862	14	56.775	13:29:34.898																		
9	57.522	13:24:57.336	11	57.039	13:26:42.901	15	56.692	13:30:31.590																		
10	59.039	13:25:56.375	12	57.021	13:27:39.922	16	56.998	13:31:28.588																		
11	57.442	13:26:53.817	13	56.933	13:28:36.855	<b>Nº10 JACK TOMALIN</b>																				
12	57.257	13:27:51.074	14	56.829	13:29:33.684	1	1:00.097	13:17:17.056																		
13	57.143	13:28:48.217	15	56.836	13:30:30.520	2	57.329	13:18:14.385																		
14	57.159	13:29:45.376	16	56.865	13:31:27.385	3	57.800	13:19:12.185																		
15	57.160	13:30:42.536	<b>Nº6 JAVIER SAGRERA</b>									4	57.891	13:20:10.076												
16	57.618	13:31:40.154	1	58.886	13:17:15.203	5	57.172	13:21:07.248																		
<b>Nº3 NEREA MARTI</b>																										
1	58.902	13:17:15.322	2	57.361	13:18:12.564	6	57.062	13:22:04.310																		
2	58.707	13:18:14.029	3	56.992	13:19:09.556	7	57.078	13:23:01.388																		
3	58.875	13:19:12.904	4	57.536	13:20:07.092	8	57.098	13:23:58.486																		
4	57.603	13:20:10.507	5	57.140	13:21:04.232	9	57.438	13:24:55.924																		
5	57.976	13:21:08.483	6	57.036	13:22:01.268	10	57.279	13:25:53.203																		
6	57.301	13:22:05.784	7	57.029	13:22:58.297	11	57.383	13:26:50.586																		
7	57.023	13:23:02.807	8	56.964	13:23:55.261	12	57.256	13:27:47.842																		
8	57.240	13:24:00.047	9	57.506	13:24:52.767	13	57.269	13:28:45.111																		
9	57.441	13:24:57.488	10	57.451	13:25:50.218	14	57.181	13:29:42.292																		
10	57.953	13:25:55.441	11	57.340	13:26:47.558	15	57.280	13:30:39.572																		
11	57.325	13:26:52.766	12	57.289	13:27:44.847	16	57.376	13:31:36.948																		
12	57.302	13:27:50.068	13	57.289	13:28:42.136	<b>Nº11 UNAI PINEDA</b>																				
13	57.218	13:28:47.286	14	57.160	13:29:39.296	1	1:00.742	13:17:17.812																		
14	57.120	13:29:44.406	15	57.271	13:30:36.567	2	58.232	13:18:16.044																		
15	57.164	13:30:41.570	16	57.281	13:31:33.848	3	58.182	13:19:14.226																		
16	57.178	13:31:38.748	<b>Nº8 JACK DEAKIN</b>									4	57.950	13:20:12.176												
									1	59.272	13:17:15.822	5	57.849	13:21:10.025												
<b>Nº4 UMBERTO ALTEA</b>																										
1	59.257	13:17:15.380	2	57.604	13:18:13.426	6	57.771	13:22:07.796																		
2	57.268	13:18:12.648	3	57.194	13:19:10.620	7	57.869	13:23:05.665																		
3	57.075	13:19:09.723	4	59.650	13:20:10.270	8	59.738	13:24:05.403																		
									5	58.664	13:21:08.934	9	1:07.232	13:25:12.635												
									6	57.381	13:22:06.315	<b>Nº12 RUBEN SAINZ-MAZA</b>														
									7	57.243	13:23:03.558	1	1:00.262	13:17:17.127												



# SENIOR

## FINAL (RF) Análisis

Vueltas	Tiempo por vuelta	Formato Día
2	<b>57.838</b>	13:18:14.965
3	58.160	13:19:13.125
4	<b>57.740</b>	13:20:10.865
5	58.281	13:21:09.146
6	57.794	13:22:06.940













### Nº14 PELAYO RODRIGUEZ

1	<b>1:00.545</b>	13:17:17.655
2	<b>58.361</b>	13:18:16.016
3	<b>58.039</b>	13:19:14.055
4	<b>57.859</b>	13:20:11.914
5	57.869	13:21:09.783
6	<b>57.685</b>	13:22:07.468
7	58.190	13:23:05.658
8	1:00.093	13:24:05.751
9	59.225	13:25:04.976
10	58.371	13:26:03.347
11	58.227	13:27:01.574
12	58.229	13:27:59.803
13	57.990	13:28:57.793
14	58.077	13:29:55.870
15	58.060	13:30:53.930
16	58.468	13:31:52.398

**SENIOR**

**FINAL (RF)**  
**Parrilla de Salida**

Documento 9

14	PELAYO RODRIGUEZ	ESP 	6	11	UNAI PINEDA	ESP 
12	RUBEN SAINZ-MAZA	ESP 	5	10	JACK TOMALIN	GBR 
2	ARNAUD MALIZIA	FRA 	4	8	JACK DEAKIN	GBR 
6	JAVIER SAGRERA	ESP 	3	3	NEREA MARTI	ESP 
1	AYRTON FONTECHA	ESP 	2	4	UMBERTO ALTEA	ITA 
5	DANNY CARENINI	ITA 	1	9	MORGAN PORTER	GBR 

POLE POSITION



Salida : 02/12 - 13:15 16 Total = 20,960 Km

18 COPA CAMPEONES KARTING VENDRELL (ESP) 01-02/12/2018

CRONOSYSTEM

Página 1 / 1

Apex Timing 

**CRONOSYSTEM**  
SPORT - TIMING

Sistemas de Cronometraje Deportivos

<http://www.cronosystem.es> Mail: [info@cronosystem.es](mailto:info@cronosystem.es) Tlfno: (+34) 675 047 015