

ZUERA / 5-8 DE DICIEMBRE DE 2019

XIX COPA DE CAMPEONES

ALEVIN - CADETE - X30 JR - X30 - OKJ - OK - KZ2

KZ2

QUALIFYING HEAT (Q-HEAT)

Documento 4 OFICIAL

Resultados

Pos.	Nº	Nacionalidad	Piloto	Total	Dif.	Interv.	M. Vuelta	Km/h	Equipamiento	Tiempo	Penalización
1	5		DAVIDS TREVILOV	10			1:00.452	101.24	MARANELLO /	10:11.823	
2	20		SIMONE CUNATI	10	0.149	0.149	1:00.408	101.31	CRG /	10:11.972	
3	22		JON TANKO	10	0.502	0.353	1:00.502	101.15	CRG /	10:12.325	
4	4		DYLAN DAVIES	10	3.181	2.679	1:00.606	100.98	TONY KART /	10:15.004	
5	3		YOHAN SOGUEL	10	3.689	0.508	1:00.600	100.99	OBERON /	10:15.512	
6	14		ALEIX BARRABEIG	10	4.620	0.931	1:00.865	100.55	CRG /	10:16.443	
7	19		BRAD BENAVIDES	10	6.060	1.440	1:00.625	100.95	SODIKART /	10:17.883	
8	18		ANTONIO GARAY	10	7.072	1.012	1:00.500	101.16	SODI /	10:18.895	
9	17		SEAN BRANDON	10	7.108	0.036	1:00.293	101.50	CRG /	10:18.931	
10	21		VYACHESLAV PUTYATIN	10	9.736	2.628	1:00.582	101.02	SODIKART /	10:21.559	
11	28		JAN POKOS	10	10.049	0.313	1:00.682	100.85	CRG /	10:21.872	
12	12		GERARD BARRABEIG	10	11.566	1.517	1:00.798	100.66	CRG /	10:18.389	+5.000
13	10		MARC ORIOL	10	12.426	0.860	1:00.957	100.40	CRG /	10:24.249	
14	6		ALFONSO LOSCERTALES	10	13.042	0.616	1:01.037	100.27	MARANELLO /	10:24.865	
15	7		GILLIAN LAY	10	13.329	0.287	1:01.154	100.08	DR /	10:25.152	
16	23		ERIC ALONSO	10	13.796	0.467	1:01.178	100.04	BIREL ART /	10:25.619	
17	15		YERAY RODRIGUEZ	10	17.357	3.561	1:01.017	100.30	CRG /	10:24.180	+5.000
18	2		BRICE DE	10	23.382	6.025	1:01.453	99.59	CRG /	10:35.205	
19	1		SANTIAGO PEREZ	10	24.645	1.263	1:02.536	97.86	CRG ROAD REBEL /	10:36.468	
20	11		GERARD CEBRIAN	4	6 Total	6 Total	1:00.814	100.63	CRG /	4:36.993	
21	8		MIGUEL NOVAL	0	10 Total	4 Total			KART REPUBLIC /		

Nº12 GERARD BARRABEIG : Art 21.5

Nº15 YERAY RODRIGUEZ : Art 21.5

Lider : Nº20 SIMONE CUNATI (1-1) / Nº22 JON TANKO (2-4) / Nº5 DAVIDS TREVILOV (5-10)

Tiempo Inicio : 07/12 - 14:40:59

M. Vuelta : Nº17 SEAN BRANDON 1:00.293 101.50 Km/h

Evento Grabado : Nº20 SIMONE CUNATI 59.728 102.46 Km/h

COPA CAMPEONES 2019 06/12/2019

CRONOSYSTEM TIMING WWW.CRONOSYSTEM.ES

Página 1 / 1

Apex Timing



ZUERA / 5-8 DE DICIEMBRE DE 2019

XIX COPA DE CAMPEONES

ALEVIN - CADETE - X30 JR - X30 - OKJ - OK - KZ2

KZ2

QUALIFYING HEAT (Q-HEAT)

Vuelta a vuelta

	1	2	3	4	5	6	7	8	9	10	11	12	13	14	15	16	17	18	19	20	21
Parilla	20	8	22	11	14	19	12	3	17	4	6	18	2	15	10	21	28	1	7	23	17.7
Vuelta 1 <small>Intervalo</small>	20 0.0	22 1.2	11 0.2	5 0.5	14 0.1	19 0.3	12 0.2	3 0.0	17 0.2	4 0.1	6 0.6	18 0.1	2 0.1	15 0.2	10 0.1	21 0.3	28 1.5	1 0.7	7 0.0	23 0.0	
Vuelta 2	22 0.4	20 0.1	11 0.1	5 0.3	14 1.0	12 0.1	19 0.0	17 0.2	4 1.0	3 0.2	18 0.0	6 1.0	15 0.4	2 0.0	28 0.0	21 0.3	10 0.3	23 2.1	1 0.2	7 0.0	
Vuelta 3	22 0.2	20 0.3	5 0.2	11 0.5	14 2.0	4 0.2	3 0.7	18 0.0	12 0.4	19 0.4	6 1.2	15 0.3	17 0.0	28 0.2	21 0.0	10 0.8	23 0.1	7 0.3	2 1.6	1 1.6	
Vuelta 4	22 0.1	20 0.1	5 1.4	14 1.5	4 0.1	3 1.1	12 0.6	19 0.1	18 1.1	6 0.2	17 1.0	28 0.0	21 0.2	15 0.2	10 0.3	23 0.1	7 0.7	2 0.1	1 2.3	17.7	
Vuelta 5	5 0.1	20 0.0	22 1.0	14 1.2	4 0.2	3 1.4	12 0.4	19 0.3	18 1.3	17 0.4	6 0.3	28 0.2	21 0.5	15 0.3	10 0.2	23 0.7	7 0.2	2 0.2	1 3.7		
Vuelta 6	5 0.3	22 0.1	20 1.3	14 0.8	4 0.3	3 1.6	12 0.1	19 0.2	18 1.0	17 1.1	6 0.0	21 0.3	28 0.6	15 0.2	10 0.5	23 0.7	7 0.9	2 5.0	1 5.0		
Vuelta 7	5 0.2	22 0.1	20 1.9	14 0.4	4 0.4	3 1.7	12 0.1	19 0.3	18 0.9	17 2.9	6 0.1	21 0.3	28 0.1	15 0.3	6 0.1	23 0.1	10 0.0	7 0.3	2 3.1	1 4.7	
Vuelta 8	5 0.3	20 0.3	22 2.4	4 0.0	14 0.1	3 2.4	12 0.2	19 0.4	17 0.3	18 2.7	21 0.2	28 1.3	15 0.4	10 0.0	6 0.0	7 0.2	23 4.8	2 3.9	1 3.9		
Vuelta 9	5 0.2	20 0.4	22 2.7	4 0.5	3 0.4	14 1.6	12 0.1	19 0.5	17 0.1	18 3.1	21 0.1	28 1.8	15 0.4	10 0.4	6 0.2	7 0.3	23 7.5	2 2.1	1 2.1		
Vuelta 10	5 0.1	20 0.3	22 2.6	4 0.5	3 0.9	14 1.4	19 0.5	12 0.5	18 0.0	17 2.6	21 0.3	28 2.3	15 0.0	10 0.6	6 0.2	7 0.4	23 9.5	2 1.2	1 1.2		



ZUERA / 5-8 DE DICIEMBRE DE 2019

XIX COPA DE CAMPEONES

ALEVIN - CADETE - X30 JR - X30 - OKJ - OK - KZ2

KZ2

QUALIFYING HEAT (Q-HEAT)

Análisis

Vueltas	Sector 1	Sector 2	Sector 3	tiempo por vuelta	Vueltas	Sector 1	Sector 2	Sector 3	tiempo por vuelta	Vueltas	Sector 1	Sector 2	Sector 3	tiempo por vuelta
Nº1 SANTIAGO PEREZ					Nº6 ALFONSO LOSCERTALES					Nº12 GERARD BARRABEIG				
1	22.914	23.224	20.791		2	19.161	22.034	19.979	1:01.174	IN	18.875	23.105	47.731	1:29.711
2	19.543	22.565	20.918	1:03.026	3	19.041	21.771	19.649	1:00.461	Nº10 ALEIX BARRABEIG				
3	20.260	22.641	20.502	1:03.403	4	18.920	21.848	19.738	1:00.506	1	21.721	22.495	20.265	
4	19.555	22.376	20.605	1:02.536	5	19.051	22.214	19.859	1:01.124	2	19.298	22.375	19.977	1:01.650
5	19.643	22.496	20.742	1:02.881	6	18.873	21.743	19.836	1:00.452	3	20.482	22.573	19.893	1:02.948
6	19.854	22.690	20.624	1:03.168	7	18.957	21.841	19.807	1:00.605	4	19.116	21.860	19.982	1:00.958
7	19.663	22.665	20.711	1:03.039	8	18.957	21.790	19.781	1:00.528	5	19.127	21.842	20.030	1:00.999
8	19.530	22.492	20.655	1:02.677	9	18.900	21.727	19.859	1:00.486	6	19.167	21.838	19.936	1:00.941
9	19.639	22.604	20.592	1:02.835	10	19.221	21.930	19.894	1:01.045	7	19.085	21.842	19.918	1:00.845
10	19.540	22.293	20.809	1:02.642	Nº7 GILLIAN LAY					8	19.493	21.866	19.931	1:01.290
Nº2 BRICE DE					1	22.329	22.598	20.234		9	19.070	21.805	19.923	1:00.798
1	21.990	22.786	20.198		2	20.000	22.358	20.364	1:02.722	10	19.606	21.901	20.047	1:01.554
2	20.017	22.413	20.095	1:02.525	3	20.374	22.350	20.008	1:02.732	Nº14 ALEIX BARRABEIG				
3	21.298	22.351	20.609	1:04.258	4	19.174	22.008	20.067	1:01.249	1	21.893	22.853	20.108	
4	19.912	22.178	20.096	1:02.186	5	19.021	22.586	20.095	1:01.702	2	19.233	21.926	19.885	1:01.044
5	19.388	22.156	19.909	1:01.453	6	19.052	21.964	20.021	1:01.037	3	19.084	21.931	19.850	1:00.865
6	19.350	22.449	20.047	1:01.846	7	19.843	23.000	20.391	1:03.234	4	19.122	22.032	20.063	1:01.217
7	20.119	22.703	20.517	1:03.339	8	19.222	22.190	20.601	1:02.013	5	19.040	21.841	20.051	1:00.932
8	19.961	22.831	20.710	1:03.502	9	19.452	22.143	20.069	1:01.664	6	19.102	21.846	20.073	1:01.021
9	20.266	23.408	20.999	1:04.673	10	19.154	22.152	19.990	1:01.296	7	19.112	21.897	20.086	1:01.095
10	20.403	22.429	20.660	1:03.492	Nº8 GERARD BARRABEIG					8	19.170	22.023	20.107	1:01.300
Nº3 YOHAN SOGUEL					1	25.643	22.831	20.605		9	19.743	22.002	20.053	1:01.798
1	21.951	22.938	20.578		2	19.670	22.294	20.326	1:02.290	10	19.160	22.008	20.060	1:01.228
2	20.022	22.079	19.902	1:02.003	3	19.611	22.084	20.011	1:01.706	Nº15 YERAY RODRIGUEZ				
3	19.658	22.011	19.848	1:01.517	4	19.402	22.180	20.165	1:01.747	1	22.430	22.712	20.206	
4	18.947	21.799	19.899	1:00.645	5	19.171	22.158	20.018	1:01.347	2	19.493	22.336	20.045	1:01.874
5	19.016	21.808	19.847	1:00.671	6	19.088	22.044	20.027	1:01.159	3	20.431	22.545	20.085	1:03.061
6	18.953	21.858	19.979	1:00.790	7	19.088	22.117	19.949	1:01.154	4	20.031	22.396	20.088	1:02.515
7	19.057	21.742	19.898	1:00.697	8	19.367	22.146	20.004	1:01.517	5	19.336	21.954	19.932	1:01.222
8	18.928	21.847	19.825	1:00.600	9	19.558	22.265	20.003	1:01.826	6	19.160	21.908	19.949	1:01.017
9	19.483	21.893	19.844	1:01.220	10	19.148	22.200	20.024	1:01.372	7	19.212	22.606	20.124	1:01.942
10	19.054	21.790	19.888	1:00.732	Nº9 MARC ORIO					8	19.265	22.245	20.147	1:01.657
Nº4 DYLAN DAVIES					1	21.807	22.825	20.171		9	19.148	22.025	20.079	1:01.252
1	21.979	22.767	20.277		2	20.358	22.231	20.002	1:02.591	10	19.255	22.061	20.239	1:01.555
2	19.550	22.023	19.984	1:01.557	3	20.488	22.331	19.938	1:02.757	Nº17 SEAN BRANDON				
3	19.546	21.941	19.868	1:01.355	4	19.596	22.493	20.179	1:02.268	1	22.491	22.825	20.181	
4	18.944	21.791	20.019	1:00.754	5	19.252	21.989	19.922	1:01.163	2	19.469	22.082	20.026	1:01.577
5	18.913	21.812	19.919	1:00.644	6	19.168	21.898	19.891	1:00.957	3	22.660	22.221	19.894	1:04.775
6	18.973	21.778	19.892	1:00.643	7	19.224	22.449	20.375	1:02.048	4	19.482	21.894	19.801	1:01.177
7	18.968	21.791	19.847	1:00.606	8	19.363	22.058	20.330	1:01.751	5	18.961	22.078	19.877	1:00.916
8	18.990	21.972	19.921	1:00.883	9	19.230	21.965	20.056	1:01.251	6	18.878	21.711	19.749	1:00.338
9	19.094	21.811	19.927	1:00.832	10	19.112	22.008	20.030	1:01.150	7	19.176	21.795	19.739	1:00.710
10	19.021	21.792	19.955	1:00.768	Nº11 GERARD CEBRIAN					8	18.999	21.831	19.784	1:00.614
Nº5 DAVIDS TREVILOV					1	21.850	22.358	20.012		9	18.847	21.763	19.683	1:00.293
1	22.918	22.786	19.937		2	19.103	22.253	19.947	1:01.303	10	19.461	21.891	20.491	1:01.843
					3	19.274	21.852	19.688	1:00.814					



ZUERA / 5-8 DE DICIEMBRE DE 2019

XIX COPA DE CAMPEONES

ALEVIN - CADETE - X30 JR - X30 - OKJ - OK - KZ2

KZ2

QUALIFYING HEAT (Q-HEAT)

Análisis

Vueltas	Sector 1	Sector 2	Sector 3	tiempo por vuelta
Nº18 ANTONIO GARAY				
1	22.184	22.596	20.095	
2	19.618	22.114	19.821	1:01.553
3	19.915	22.176	19.938	1:02.029
4	19.608	22.257	20.001	1:01.866
5	19.075	21.924	19.968	1:00.967
6	19.025	21.811	19.808	1:00.644
7	19.121	21.877	19.873	1:00.871
8	19.962	22.037	19.835	1:01.834
9	18.889	21.787	19.824	1:00.500
10	19.255	21.798	20.247	1:01.300

Nº19 BRAD BENAVIDES				
1	21.976	22.472	20.160	
2	19.509	22.391	20.211	1:02.111
3	20.231	23.041	19.957	1:03.229
4	19.109	22.120	19.925	1:01.154
5	19.010	21.973	19.862	1:00.845
6	19.061	21.868	19.729	1:00.658
7	19.154	21.802	19.821	1:00.777
8	19.592	22.055	19.820	1:01.467
9	18.980	21.872	19.773	1:00.625
10	19.211	21.820	19.892	1:00.923

Nº20 SIMONE CUNATI				
1	1:08.361	22.132	19.971	
2	20.200	22.322	19.887	1:02.409
3	18.930	21.781	19.737	1:00.448
4	18.953	21.868	19.848	1:00.669
5	19.122	22.393	19.945	1:01.460
6	19.092	21.874	19.793	1:00.759
7	18.916	21.833	19.776	1:00.525
8	18.985	21.727	19.713	1:00.425
9	18.832	21.728	19.848	1:00.408
10	18.932	22.119	19.909	1:00.960

Nº21 VYACHESLAV PUTYATIN				
1	22.153	22.719	20.148	
2	20.024	22.298	19.863	1:02.185
3	20.679	22.170	19.913	1:02.762
4	19.782	22.185	19.966	1:01.933
5	19.208	21.872	19.800	1:00.880
6	18.972	21.891	19.719	1:00.582
7	19.808	22.611	19.950	1:02.369
8	19.002	21.876	19.840	1:00.718
9	19.214	21.801	19.855	1:00.870
10	19.117	21.843	19.885	1:00.845

Nº22 JON TANKO				
1	21.274	22.161	19.835	

Vueltas	Sector 1	Sector 2	Sector 3	tiempo por vuelta
2	19.996	21.980	19.952	1:01.928
3	19.075	21.752	19.840	1:00.667
4	19.043	21.747	19.896	1:00.686
5	19.554	22.291	19.905	1:01.750
6	18.881	21.835	19.834	1:00.550
7	18.869	21.790	19.843	1:00.502
8	19.235	21.843	19.793	1:00.871
9	18.957	21.763	19.856	1:00.576
10	19.124	21.827	19.888	1:00.839

Nº23 ERIC ALONSO				
1	25.666	22.859	20.141	
2	19.398	22.175	20.380	1:01.953
3	19.095	22.076	20.350	1:01.521
4	19.214	22.087	20.230	1:01.531
5	19.313	21.977	20.027	1:01.317
6	19.122	21.992	20.064	1:01.178
7	19.144	22.112	20.223	1:01.479
8	19.982	22.113	20.070	1:02.165
9	19.407	22.293	20.236	1:01.936
10	19.369	22.037	20.069	1:01.475

Nº28 JAN POKOS				
1	23.333	22.725	20.169	
2	19.576	22.164	20.067	1:01.807
3	20.596	22.159	20.009	1:02.764
4	19.639	21.947	20.363	1:01.949
5	19.000	21.856	19.826	1:00.682
6	19.054	22.292	19.864	1:01.210
7	19.748	22.459	19.981	1:02.188
8	19.045	21.774	19.909	1:00.728
9	19.126	21.889	19.756	1:00.771
10	19.311	21.815	19.922	1:01.048



ZUERA / 5-8 DE DICIEMBRE DE 2019




















XIX COPA DE CAMPEONES

ALEVIN - CADETE - X30 JR - X30 - OKJ - OK - KZ2

KZ2

QUALIFYING HEAT (Q-HEAT)

Parrilla de Salida

21	VYACHESLAV PUTYATIN SODIKART /		11	1	SANTIAGO PEREZ CRG ROAD REBEL /	
10	MARC ORIOL CRG /		10	2	BRICE DE CRG /	
23	ERIC ALONSO BIREL ART /		9	15	YERAY RODRIGUEZ CRG /	
28	JAN POKOS CRG /		8	6	ALFONSO LOSCERTALES MARANELLO /	
18	ANTONIO GARAY SODI /		7	7	GILLIAN LAY DR /	
4	DYLAN DAVIES TONY KART /		6	12	GERARD BARRABEIG CRG /	
8	MIGUEL NOVAL KART REPUBLIC /		5	19	BRAD BENAVIDES SODIKART /	
3	YOHAN SOGUEL OBERON /		4	17	SEAN BRANDON CRG /	
14	ALEIX BARRABEIG CRG /		3	11	GERARD CEBRIAN CRG /	
22	JON TANKO CRG /		2	5	DAVIDS TREVILOV MARANELLO /	
20	SIMONE CUNATI CRG /		1			

POLE POSITION



Salida : 07/12 - 14:40 10 Total = 17.000 km

COPA CAMPEONES 2019 06/12/2019

CRONOSYSTEM TIMING WWW.CRONOSYSTEM.ES

Página 1 / 1

Apex Timing 

