



KZ2

**Final
Results**

Document 15

Subject to scrutineering & sporting investigations

Rnk	No.	Driver	Nat	Equipment	Laps	Gap	Interv.	Best Lap	Penalty
1	80	Michael Engstrøm Christensen		Kosmic / Vortex / Bridgestone	21			36.856	
2	9	Lasse Poulsen		Tony Kart / Vortex / Bridgestone	21	2.369	2.369	37.022	
3	21	Michael Kristensen		Kosmic / Vortex / Bridgestone	21	2.406	0.037	36.758	
4	24	Michael Bo Andersen		GP Kart / TM / Bridgestone	21	3.343	0.937	36.860	
5	4	Valdemar Risom		Tony Kart / Vortex / Bridgestone	21	3.781	0.438	36.864	
6	126	Nicolai Pedersen		Kali-Kart / TM / Bridgestone	21	4.457	0.676	36.971	
7	48	Mads Dormann Frandsen		Kosmic / TM / Bridgestone	21	4.751	0.294	36.873	
8	29	Daniel Skovdal Kaspersen		PCR / TM / Bridgestone	21	5.098	0.347	36.853	
9	32	Henrik Hansen		Kosmic / Vortex / Bridgestone	21	7.082	1.984	37.043	
10	58	Mads Lund Jensen		CKR / / Bridgestone	21	8.365	1.283	36.955	
11	79	Dan Sørensen		TB Kart / TM / Bridgestone	21	12.739	4.374	37.064	
12	22	Marcel Schirmer		Tony Kart / Vortex / Bridgestone	21	13.263	0.524	36.957	
13	41	Andreas Birkbak		FA-Kart / TM / Bridgestone	21	13.685	0.422	36.999	
14	77	Rasmus Andreasen		TB Kart / Modena / Bridgestone	21	14.182	0.497	37.036	
15	115	Jonas Willadsen		Zanardi / TM / Bridgestone	21	22.948	8.766	37.188	
16	31	Michael Bundgaard		CKR / Vortex / Bridgestone	21	25.015	2.067	37.545	
17	20	Jan Faurshou		GP Kart / TM / Bridgestone	21	27.856	2.841	37.657	
18	68	Daniel Stærkær		Bremer Kart / TM / Bridgestone	21	27.938	0.082	37.329	
19	6	Viktor Lassen		GP Kart / TM / Bridgestone	21	28.111	0.173	37.403	
20	30	Michael Christensen		CKR / Vortex / Bridgestone	21	31.267	3.156	37.732	
21	81	Ove Dalgård Christensen		GP Kart / TM / Bridgestone	21	31.674	0.407	37.707	
22	116	Rasmus Ellegaard Bornhöft		DINO / TM / Bridgestone	21	32.027	0.353	37.095	+10.000
23	117	Emil Daniel Holm Lassen		Zanardi / TM / Bridgestone	17	4 Laps	4 Laps	37.608	
24	78	Anders Møbjerg Rasmussen		CKR / Vortex / Bridgestone	15	6 Laps	2 Laps	37.947	
25	61	Claus Jakobsen		CKR / TM / Bridgestone	13	8 Laps	2 Laps	38.240	
26	35	Boe Eriksen		Sodi / Modena / Bridgestone	11	10 Laps	2 Laps	38.508	
27	171	Nicklas Rasmussen		GP Kart / TM / Bridgestone	9	12 Laps	2 Laps	37.730	
28	45	Jacob Jensen		GP Kart / TM / Bridgestone	8	13 Laps	1 Lap	37.909	

No.116 Rasmus Ellegaard Bornhöft : + 10 sek. Nosecone trykket ind/ned.

Leaders : No.80 Michael Engstrøm Christensen (1-21)

Best Lap : No.21 Michael Kristensen 36.758 82,65 Kph

Previous Event Record : No.80 Michael Engstrøm Christensen 36.926 82,28 Kph





KZ2

Final

Lap Chart

For information purposes. No official / regulatory value

	1	2	3	4	5	6	7	8	9	10	11	12	13	14	15	16	17	18	19	20	21	22	23	24	25	26	27	28
Grid	80	9	21	24	32	22	48	126	4	29	45	79	6	58	78	31	20	81	41	30	35	117	61	116	77	115	68	171
Start	80	9	24	21	22	32	126	48	4	29	45	79	6	78	58	31	20	41	30	81	117	35	77	68	115	61	171	116
Lap 1 Interval	80	9	24	21	126	22	48	32	4	29	45	78	58	41	79	31	20	30	77	81	115	117	116	171	68	35	61	6
Lap 2	80	9	24	21	126	22	48	4	32	29	45	58	78	41	79	31	77	20	30	81	115	117	116	171	68	61	6	35
Lap 3	80	9	24	21	126	22	48	4	32	29	58	45	41	79	77	31	20	30	115	81	78	117	116	171	68	61	6	35
Lap 4	80	9	24	21	126	4	48	32	29	58	79	22	45	41	77	31	20	115	30	81	117	116	171	68	78	6	61	35
Lap 5	80	9	24	21	126	4	48	29	32	58	79	22	41	77	31	45	20	115	81	30	116	117	171	68	78	6	61	35
Lap 6	80	9	24	21	126	4	48	29	32	58	79	22	41	77	31	45	20	115	81	116	30	117	171	68	78	6	61	35
Lap 7	80	9	24	21	126	4	48	29	32	58	79	22	41	77	31	45	115	20	81	116	30	117	171	68	6	78	61	35
Lap 8	80	9	24	21	126	4	48	29	32	58	79	22	41	77	31	45	115	20	116	81	30	117	171	68	6	78	61	35
Lap 9	80	9	24	21	126	4	48	29	32	58	79	22	41	77	31	20	116	115	30	81	117	68	6	171	78	61	35	
Lap 10	80	9	24	21	126	4	48	29	32	58	79	22	41	77	31	20	116	115	30	81	68	6	117	78	61	35		
Lap 11	80	9	24	21	126	4	48	29	32	58	79	22	41	77	31	20	116	115	30	68	81	6	117	78	61	35		
Lap 12	80	9	24	21	126	4	48	29	32	58	79	22	41	77	31	20	116	115	68	30	81	6	117	78	61			
Lap 13	80	9	24	21	126	4	48	29	32	58	79	22	41	77	31	20	116	115	68	30	6	81	117	78	61			
Lap 14	80	9	24	21	126	4	48	29	32	58	79	22	41	77	31	116	20	115	68	30	6	81	117	78				
Lap 15	80	9	24	21	4	126	48	29	32	58	79	22	41	77	31	116	115	20	68	6	30	81	117	78				
Lap 16	80	9	24	21	4	126	48	29	32	58	79	22	41	77	31	116	115	20	68	6	30	81	117					
Lap 17	80	9	24	21	4	126	48	29	32	58	79	22	41	77	31	116	115	20	68	6	30	81	117					
Lap 18	80	9	21	24	126	4	48	29	32	58	79	22	41	77	31	116	115	20	68	6	30	81						
Lap 19	80	9	21	24	4	126	48	29	32	58	79	22	41	77	116	31	115	20	68	6	30	81						
Lap 20	80	9	21	24	4	126	48	29	32	58	79	22	41	77	116	115	31	20	68	6	30	81						





KZ2

Final

For information purposes. No official / regulatory value

Lap Chart

Lap 21	80	9 2.3	21 0.0	24 0.9	4 0.4	126 0.6	48 0.2	29 0.3	32 1.9	58 1.2	79 4.3	22 0.5	41 0.4	77 0.4	116 7.8	115 0.9	31 2.0	20 2.8	68 0.0	6 0.1	30 3.1	81 0.4				
--------	-----------	-----------------	------------------	------------------	-----------------	-------------------	------------------	------------------	------------------	------------------	------------------	------------------	------------------	------------------	-------------------	-------------------	------------------	------------------	------------------	-----------------	------------------	------------------	--	--	--	--





KZ2

Final
Analysis

For information purposes. No official / regulatory value

Laps	Lap Time	Laps	Lap Time	Laps	Lap Time
No.4 Valdemar Risom		No.9 Lasse Poulsen		No.21 Michael Kristensen	
1	41.430	1	40.515	1	40.268
2	38.183	2	38.395	2	38.190
3	37.376	3	37.543	3	37.594
4	37.345	4	37.316	4	37.568
5	36.864	5	37.226	5	37.167
6	37.345	6	37.065	6	37.590
7	36.941	7	37.061	7	37.013
8	36.978	8	37.022	8	36.758
9	37.068	9	37.108	9	37.004
10	37.114	10	37.148	10	37.115
11	37.258	11	37.321	11	37.132
12	37.215	12	37.268	12	37.190
13	37.143	13	37.294	13	37.222
14	37.119	14	37.427	14	37.318
15	37.590	15	37.328	15	37.632
16	37.180	16	37.280	16	37.380
17	37.060	17	37.221	17	36.973
18	38.248	18	37.340	18	37.868
19	37.515	19	37.335	19	37.000
20	37.024	20	37.264	20	36.905
21	37.193	21	37.697	21	37.547
No.6 Viktor Lassen		No.20 Jan Faurshou		No.22 Marcel Schirmer	
1	50.969	1	43.232	1	40.762
2	38.992	2	40.073	2	38.023
3	39.272	3	39.577	3	38.184
4	38.230	4	38.888	4	45.414
5	38.085	5	39.482	5	38.400
6	38.052	6	38.346	6	37.252
7	37.403	7	38.290	7	36.957
8	37.942	8	37.907	8	37.043
9	38.765	9	39.233	9	36.998
10	38.449	10	37.767	10	36.988
11	38.254	11	37.733	11	37.483
12	38.290	12	37.657	12	37.267
13	37.792	13	37.739	13	37.125
14	37.675	14	38.021	14	37.167
15	37.717	15	38.157	15	37.557
16	37.472	16	37.693	16	37.113
17	37.514	17	37.894	17	37.116
18	37.442	18	37.894	18	37.306
19	37.623	19	38.248	19	38.303
20	37.440	20	37.950	20	37.310
21	37.735	21	38.501	21	37.380





KZ2

Final
Analysis

For information purposes. No official / regulatory value

Laps	Lap Time	Laps	Lap Time	Laps	Lap Time
No.24 Michael Bo Andersen		No.30 Michael Christensen		No.32 Henrik Hansen	
1	40.099	1	43.556	1	41.673
2	38.446	2	39.867	2	38.638
3	37.570	3	39.570	3	37.541
4	37.593	4	39.166	4	37.524
5	37.176	5	40.489	5	38.005
6	37.568	6	38.422	6	37.412
7	36.923	7	37.836	7	37.290
8	36.860	8	38.103	8	37.199
9	37.022	9	39.114	9	37.626
10	36.995	10	38.485	10	37.205
11	37.172	11	38.400	11	37.305
12	37.209	12	38.469	12	37.348
13	37.312	13	37.995	13	37.435
14	37.389	14	37.732	14	37.143
15	37.499	15	38.352	15	37.043
16	37.170	16	37.977	16	37.411
17	37.222	17	37.836	17	37.079
18	38.658	18	38.005	18	37.230
19	37.497	19	37.966	19	37.553
20	37.184	20	38.106	20	37.370
21	37.082	21	38.067	21	37.798
No.29 Daniel Skovdal Kaspersen		No.31 Michael Bundgaard		No.35 Boe Eriksen	
1	41.586	1	43.120	1	48.015
2	38.457	2	39.907	2	41.913
3	37.689	3	39.643	3	39.996
4	37.559	4	39.066	4	39.539
5	37.510	5	38.650	5	39.505
6	37.351	6	37.790	6	38.981
7	37.147	7	37.545	7	38.619
8	36.853	8	37.669	8	38.508
9	37.730	9	37.962	9	40.742
10	37.139	10	37.563	10	40.299
11	37.192	11	38.032	11	39.167
12	37.062	12	37.801		
13	37.226	13	37.648	No.41 Andreas Birkbak	
14	37.046	14	38.062	1	42.307
15	37.165	15	38.044	2	39.947
16	37.167	16	38.121	3	38.843
17	37.063	17	37.812	4	40.003
18	37.364	18	37.857	5	38.318
19	37.421	19	38.462	6	37.227
20	37.440	20	38.440	7	37.154
21	37.263	21	38.383	8	37.132
				9	37.211
				10	36.999
				11	37.243





KZ2

Final
Analysis

For information purposes. No official / regulatory value

Laps	Lap Time	Laps	Lap Time	Laps	Lap Time
12	37.213	5	37.469	15	37.382
13	37.190	6	37.283	16	37.329
14	37.166	7	37.477	17	38.598
15	37.445	8	37.098	18	37.992
16	37.217	9	37.202	19	37.646
17	37.307	10	37.134	20	37.499
18	37.390	11	37.398	21	37.970
19	37.817	12	37.132	No.77 Rasmus Andreasen	
20	37.604	13	36.955	1	43.229
21	37.231	14	37.053	2	39.160
No.45 Jacob Jensen		15	37.131	3	39.293
1	42.947	16	37.196	4	39.267
2	39.739	17	37.158	5	38.221
3	39.282	18	37.132	6	37.343
4	39.996	19	37.202	7	37.150
5	39.865	20	37.320	8	37.114
6	38.316	21	37.308	9	37.185
7	37.909	No.61 Claus Jakobsen		10	37.036
8	37.950	1	47.639	11	37.359
No.48 Mads Dormann Frandsen		2	40.379	12	37.369
1	40.799	3	39.593	13	37.238
2	37.884	4	39.329	14	37.375
3	38.112	5	38.926	15	37.335
4	38.245	6	38.545	16	37.351
5	37.349	7	38.446	17	37.315
6	37.156	8	38.470	18	37.276
7	37.062	9	38.532	19	37.498
8	36.873	10	39.597	20	37.503
9	36.898	11	38.350	21	37.427
10	36.920	12	38.483	No.78 Anders Møbjerg Rasmussen	
11	37.116	13	38.240	1	42.661
12	37.149	No.68 Daniel Stærkær		2	40.064
13	37.202	1	46.535	3	42.635
14	37.109	2	39.897	4	40.154
15	37.698	3	38.655	5	39.155
16	37.364	4	38.737	6	38.564
17	37.172	5	39.271	7	38.311
18	37.831	6	38.332	8	38.886
19	37.759	7	37.808	9	38.834
20	37.387	8	38.162	10	38.763
21	37.272	9	38.654	11	38.359
No.58 Mads Lund Jensen		10	38.264	12	38.188
1	42.703	11	38.241	13	37.989
2	39.589	12	37.578	14	38.187
3	38.604	13	37.423	15	37.947
4	37.594	14	37.561		





KZ2

Final
Analysis

For information purposes. No official / regulatory value

Laps	Lap Time	Laps	Lap Time	Laps	Lap Time
No.79 Dan Sørensen		No.81 Ove Dalgård Christensen		No.116 Rasmus Ellegaard Bornhöft	
1	43.336	1	43.605	1	44.641
2	40.032	2	39.960	2	39.220
3	38.706	3	39.897	3	40.089
4	38.317	4	38.762	4	38.712
5	37.397	5	39.295	5	39.055
6	37.601	6	38.215	6	37.835
7	37.193	7	38.327	7	37.704
8	37.064	8	38.044	8	37.559
9	37.216	9	40.062	9	39.138
10	37.182	10	38.515	10	37.807
11	37.403	11	38.657	11	38.435
12	37.247	12	38.357	12	37.309
13	37.182	13	38.277	13	37.305
14	37.199	14	37.707	14	37.457
15	37.332	15	37.882	15	37.267
16	37.757	16	38.200	16	37.095
17	37.425	17	37.732	17	37.269
18	37.632	18	37.965	18	37.159
19	37.545	19	38.077	19	37.228
20	37.557	20	38.115	20	37.582
21	37.555	21	38.187	21	37.409
No.80 Michael Engstrøm Christensen		No.115 Jonas Willadsen		No.117 Emil Daniel Holm Lassen	
1	46.815	1	43.862	1	45.057
2	38.459	2	39.209	2	39.387
3	37.558	3	39.381	3	40.231
4	37.302	4	38.668	4	38.588
5	37.120	5	39.425	5	39.824
6	37.102	6	38.354	6	38.228
7	37.015	7	37.862	7	37.608
8	36.903	8	37.750	8	38.414
9	36.856	9	40.062	9	38.811
10	37.107	10	37.711	10	39.790
11	37.472	11	38.865	11	37.979
12	37.158	12	37.396	12	38.039
13	37.268	13	37.188	13	38.167
14	37.077	14	37.491	14	37.825
15	37.099	15	37.422	15	38.082
16	37.080	16	37.195	16	37.778
17	37.068	17	37.197	17	38.384
18	37.126	18	37.458		
19	37.106	19	37.380	No.126 Nicolai Pedersen	
20	37.212	20	37.323	1	40.181
21	37.425	21	37.327	2	38.247
				3	38.031
				4	37.473
				5	37.173





KZ2

Final

Analysis

For information purposes. No official / regulatory value

Laps	Lap Time
6	37.308
7	37.120
8	36.971
9	37.057
10	37.084
11	37.314
12	37.188
13	37.129
14	37.142
15	38.087
16	37.352
17	37.136
18	37.668
19	37.898
20	37.223
21	37.354

No.171 Nicklas Rasmussen

1	44.985
2	39.320
3	39.761
4	39.273
5	39.116
6	38.477
7	37.730
8	38.259
9	39.198





DANSK SUPER KART

Grindstedgokartklub.dk






























KZ2

Final

Starting Grid

Subject to scrutineering & sporting investigations

68	Daniel Stærkær Bremer Kart / TM / Bridgestone		14	171	Nicklas Rasmussen GP Kart / TM / Bridgestone	
77	Rasmus Andreasen TB Kart / Modena / Bridgestone		13	115	Jonas Willadsen Zanardi / TM / Bridgestone	
61	Claus Jakobsen CKR / TM / Bridgestone		12	116	Rasmus Ellegaard Bornhöft DINO / TM / Bridgestone	
35	Boe Eriksen Sodi / Modena / Bridgestone		11	117	Emil Daniel Holm Lassen Zanardi / TM / Bridgestone	
41	Andreas Birkbak FA-Kart / TM / Bridgestone		10	30	Michael Christensen CKR / Vortex / Bridgestone	
20	Jan Faurschou GP Kart / TM / Bridgestone		9	81	Ove Dalgård Christensen GP Kart / TM / Bridgestone	
78	Anders Møbjerg Rasmussen CKR / Vortex / Bridgestone		8	31	Michael Bundgaard CKR / Vortex / Bridgestone	
6	Viktor Lassen GP Kart / TM / Bridgestone		7	58	Mads Lund Jensen CKR / / Bridgestone	
45	Jacob Jensen GP Kart / TM / Bridgestone		6	79	Dan Sørensen TB Kart / TM / Bridgestone	
4	Valdemar Risom Tony Kart / Vortex / Bridgestone		5	29	Daniel Skovdal Kaspersen PCR / TM / Bridgestone	
48	Mads Dormann Frandsen Kosmic / TM / Bridgestone		4	126	Nicolai Pedersen Kali-Kart / TM / Bridgestone	
32	Henrik Hansen Kosmic / Vortex / Bridgestone		3	22	Marcel Schirmer Tony Kart / Vortex / Bridgestone	
21	Michael Kristensen Kosmic / Vortex / Bridgestone		2	24	Michael Bo Andersen GP Kart / TM / Bridgestone	
80	Michael Engstrøm Christensen Kosmic / Vortex / Bridgestone		1	9	Lasse Poulsen Tony Kart / Vortex / Bridgestone	

POLE POSITION



Start : 13/08 - 15:05 Duration : 12:00 + 1 Laps

DASU-DIF DM 2017 Grindsted (GGK) (DNK) 11-13/08/2017

DASU, Dansk Automobil Sports Union

Page 1 / 1

Apex Timing 

