



Camp. Aragón de Karting / Series Rotax 2017 - 2ª Prueba

Document 12.2

Mini

Carrera Final 1 (F1)

Clasificación Final - Modificada

Rnk	No.	Piloto	Competidor	Comunidad	Chassis	AR	Laps	Time	Gap	Best Lap	Speed	Points	Penalty
1 =	183	Eric Alanis Bosch	KIDS TO WIN	Cataluña	FA	AR	14	14:10.497		1:00.268	75,25	55	
2 =	128	Yerai Vaello Luque	KIDS TO WIN	Andalucía	FA	AR	14	14:11.264	0.767	1:00.288	75,19	52	
3 =	130	Mathew Marrocco	KIDS TO WIN	Italia	FA		14	14:11.477	0.980	1:00.214	75,17	50	
4 ▲4	162	Lorenzo Fluxa Cross	PRAGA ESPAÑA	Baleares	PRAGA	AR	14	14:11.776	1.279	1:00.255	75,14	49	
5 ▲8	188	Santiago Vallve Martin	AC MOTORSPORT	Cataluña	FA		14	14:13.920	3.423	1:00.287	74,95	48	
6 ▲6	195	Marco Aguilera Lopez	NORMA RACING TEAM	Andalucía	KOSMIC		14	14:17.485	6.988	1:00.433	74,64	47	
7 ▲3	133	Felix Aparicio Rodrig	MARLON KART	Cast. Leon	TONYKART	AR	14	14:17.704	7.207	1:00.268	74,62	46	
8 ▲7	182	Lucas Pons Preda	M2 RACING KARTS	Cataluña	CRG		14	14:21.284	10.787	1:00.681	74,31	45	
9 =	116	Yeray Rodriguez Torre	KIDS TO WIN	Canarias	FA	AR	14	14:21.556	11.059	1:00.680	74,29	44	
10 ▲1	126	Matias Juan Crespi	ESCUADERIA MALLORCA COMPETIC	Baleares	FA		14	14:21.627	11.130	1:00.441	74,28	43	
11 ▲9	166	Jose Mannucci Schroe	EKR KART RACING	Madrid	EKR		14	14:21.677	11.180	1:00.670	74,28	42	
12 ▼6	180	Rafa Ortiz Gomez	EKR KART RACING	Madrid	EKR		14	14:16.832	11.335	1:00.335	74,26	41	+5.000
13 ▼8	177	Nico Lavery	NICOLA LAVERY	C. Valenciana	FA	AR	14	14:22.715	12.218	1:00.690	74,19	40	
14 ▼10	170	Jose David Torres Figueroa	EKR KART RACING	Madrid	EKR		14	14:23.020	12.523	1:00.626	74,16	39	
15 ▲2	109	Diego Perez Lara	A.D. DESGUACES LA TORRE	Madrid	TONYKART	AR	14	14:23.465	12.968	1:00.736	74,12	38	
16 ▼2	125	Oscar Cora Vitores	GTS RACING ENERGY	Madrid	ENERGY		14	14:23.604	13.107	1:00.633	74,11	37	
17 ▲4	127	Jorge Martinez Jimene	EKR KART RACING	Madrid	EKR		14	14:24.585	14.088	1:00.892	74,03	36	
18 ▲1	165	Santiago Conde Gonzalez	MARLON KART	Andalucía	TONYKART		14	14:24.669	14.172	1:00.823	74,02	35	
19 ▼12	122	Jose Barros	JOSE BARROS	Portugal	FA		14	14:24.954	14.457	1:00.312	74,00	34	
20 ▼2	135	Tomas Ribeiro	EKR KART RACING	Portugal	EKR		14	14:22.996	17.499	1:00.731	73,74	33	+5.000
21 ▼5	144	Dario Djodeyre Ruiz	BRT	Aragón	TONYKART	AR	14	14:28.989	18.492	1:01.278	73,65	32	
22 =	178	Alejandro Moragon Fernand	AMF 78 RACING	Madrid	EKR		14	14:29.269	18.772	1:01.105	73,63	31	

No.180 Ortiz Gomez Rafa : Penalizacion de 5 seg. - Art. 18.5 - RDK FADA 2017

No.135 Ribeiro Tomas : Penalizacion de 5 seg. - Art. 18.5 - RDK FADA 2017

Leaders : No.183 Alanis Bosch Eric (1-14)

Start Time : 23/04 - 12:06:53

Best Lap : No.130 Marrocco Mathew 1:00.214 75,92 Kph

Weather : Sunny Air : 24°C Track : Dry

Event Record : No.183 Alanis Bosch Eric 59.667 76,62 Kph


SERIES ROTAX 2017 - Recas (España) 22-23/04/2017

Page 1 / 1

LiveTiming: www.korridas.com

Apex Timing

Director de Carrera:
Jesus Baquero Sancho
DC-1-AR





Camp. Aragón de Karting / Series Rotax 2017 - 2ª Prueba

Mini

Carrera Final 1 (F1)

For information purposes. No official / regulatory value

Lap Chart

	1	2	3	4	5	6	7	8	9	10	11	12	13	14	15	16	17	18	19	20	21	22
Grid	183	128	130	170	177	180	122	162	116	133	126	195	188	125	182	144	109	135	165	166	127	178
Start	183	128	130	170	180	177	162	122	133	195	116	126	125	188	182	144	135	166	109	178	165	127
Lap 1	183	128	130	177	180	162	133	170	122	116	195	182	188	144	135	126	166	165	127	125	178	109
Interval		0.1	0.1	0.1	0.7	0.1	0.3	0.1	0.2	0.4	0.0	0.0	0.0	0.1	0.2	0.1	0.3	0.4	0.4	0.0	0.3	0.1
Lap 2	183	130	128	177	162	180	133	170	122	188	116	182	195	135	144	126	166	165	127	125	178	109
		0.4	0.1	0.1	1.2	0.4	0.1	0.0	0.1	0.3	0.5	0.1	0.1	0.1	0.6	0.0	0.2	0.4	0.1	0.2	0.3	0.0
Lap 3	183	130	128	177	162	180	133	188	122	182	170	195	116	135	144	166	126	165	125	127	109	178
		0.5	0.1	0.2	0.8	0.9	0.1	0.1	0.5	0.6	0.0	0.1	0.0	0.0	1.0	0.0	0.1	0.2	0.1	0.3	0.3	0.3
Lap 4	183	130	128	177	162	180	188	133	122	182	195	170	116	135	166	144	126	165	125	127	109	178
		0.7	0.1	0.4	0.3	1.4	0.1	0.6	0.3	0.6	0.1	0.2	0.2	0.3	0.6	0.2	0.0	0.3	0.1	0.4	0.3	0.2
Lap 5	183	130	128	162	177	188	180	133	122	195	182	116	170	135	166	126	144	165	125	127	109	178
		0.7	0.1	0.9	0.2	1.4	0.3	0.3	0.1	0.7	0.2	0.4	0.0	0.1	0.5	0.1	0.7	0.1	0.3	0.1	0.3	0.4
Lap 6	183	128	130	162	177	188	180	133	122	195	182	170	135	116	166	126	165	144	109	125	127	178
		0.7	0.2	0.7	0.7	0.8	0.4	0.2	0.2	0.7	0.6	0.3	0.6	0.1	0.0	0.1	1.4	0.2	0.0	0.1	0.2	0.5
Lap 7	183	128	130	162	188	177	180	133	122	195	182	170	116	166	135	126	165	109	144	127	125	178
		0.5	0.2	0.9	1.6	0.1	0.1	0.2	0.3	1.0	1.0	0.2	0.5	0.1	0.2	0.0	1.8	0.1	0.6	0.0	0.1	0.2
Lap 8	183	128	130	162	188	133	180	195	177	182	170	116	166	126	135	165	109	127	125	144	178	122
		0.4	0.2	1.0	1.5	1.7	0.1	0.2	0.9	0.4	0.2	0.2	0.1	0.1	0.5	2.2	0.0	0.3	0.5	0.6	0.1	0.1
Lap 9	183	128	130	162	188	180	195	133	177	182	170	116	126	166	135	109	165	127	125	144	122	178
		0.2	0.1	1.3	1.6	2.1	0.2	0.1	0.8	0.2	0.1	0.3	0.1	0.3	0.5	2.5	0.1	0.1	0.1	2.0	0.0	0.3
Lap 10	183	130	128	162	188	180	195	133	182	116	126	177	166	170	135	109	165	127	125	122	144	178
		0.3	0.2	1.0	1.7	2.1	0.3	0.1	1.9	0.1	0.0	0.1	0.1	0.0	0.2	2.3	0.2	0.3	0.1	2.1	0.5	0.2
Lap 11	183	130	128	162	188	180	195	133	182	116	126	166	177	135	170	109	165	125	127	122	144	178
		0.2	0.1	1.1	1.7	2.3	0.3	0.1	2.2	0.2	0.1	0.1	0.3	0.4	0.2	1.5	0.3	0.1	0.3	1.9	1.5	0.0
Lap 12	183	130	128	162	188	180	133	195	182	116	126	166	177	135	170	109	125	165	127	122	144	178
		0.2	0.1	1.0	1.8	2.5	0.4	0.0	2.4	0.1	0.1	0.1	0.4	0.1	0.2	1.7	0.1	0.2	0.3	1.7	2.4	0.2
Lap 13	183	130	128	162	188	180	133	195	182	116	126	166	177	170	135	125	109	127	165	122	144	178
		0.2	0.0	1.0	1.9	2.5	0.2	0.2	2.8	0.1	0.0	0.2	0.7	0.1	0.8	0.9	0.0	0.4	0.1	1.0	3.3	0.1
Lap 14	183	128	130	162	188	180	195	133	182	116	126	166	177	135	170	109	125	127	165	122	144	178
		0.7	0.2	0.2	2.1	2.9	0.6	0.2	3.5	0.2	0.0	0.0	1.0	0.2	0.0	0.4	0.1	0.9	0.0	0.2	4.0	0.2


Ruben Lgea Lusada

SERIES ROTAX 2017 - Recas (España) 22-23/04/2017

LiveTiming: www.korridas.com

Apex Timing

Diretor de Carrera:
Jesus Baquero Sancho
DC-1-AR





Mini

Camp. Aragón de Karting / Series Rotax 2017 - 2ª Prueba

Carrera Final 1 (F1)

For information purposes. No official / regulatory value

Vuelta a vuelta

Laps	Lap Time	Sector 1	Sector 2	Sector 3	Time
No.109 Perez Lara Diego					
1	1:04.959	23.649	24.792	16.518	1:08.962
2	1:01.724	21.528	23.905	16.291	2:10.686
3	1:01.101	21.324	23.529	16.248	3:11.787
4	1:01.350	21.557	23.574	16.219	4:13.137
5	1:00.906	21.390	23.337	16.179	5:14.043
6	1:01.011	21.141	23.493	16.377	6:15.054
7	1:01.224	21.238	23.653	16.333	7:16.278
8	1:01.319	21.245	23.680	16.394	8:17.597
9	1:01.029	21.228	23.453	16.348	9:18.626
10	1:00.736	21.234	23.260	16.242	10:19.362
11	1:00.945	21.324	23.397	16.224	11:20.307
12	1:00.962	21.306	23.395	16.261	12:21.269
13	1:01.324	21.388	23.604	16.332	13:22.593
14	1:00.872	21.253	23.324	16.295	14:23.465

Laps	Lap Time	Sector 1	Sector 2	Sector 3	Time
No.116 Rodriguez Torre Yeray					
1	1:03.778	23.208	23.981	16.589	1:06.414
2	1:01.590	21.948	23.533	16.109	2:08.004
3	1:01.444	21.571	23.551	16.322	3:09.448
4	1:01.237	21.654	23.360	16.223	4:10.685
5	1:00.806	21.194	23.322	16.290	5:11.491
6	1:01.509	21.148	24.080	16.281	6:13.000
7	1:00.680	21.289	23.215	16.176	7:13.680
8	1:00.682	21.222	23.264	16.196	8:14.362
9	1:00.683	21.201	23.324	16.158	9:15.045
10	1:01.301	21.243	23.770	16.288	10:16.346
11	1:01.056	21.314	23.446	16.296	11:17.402
12	1:00.971	21.145	23.486	16.340	12:18.373
13	1:01.052	21.231	23.521	16.300	13:19.425
14	1:02.131	21.437	23.858	16.836	14:21.556

Laps	Lap Time	Sector 1	Sector 2	Sector 3	Time
No.122 Barros Jose					
1	1:03.654	22.623	23.930	17.101	1:05.942
2	1:01.173	21.410	23.597	16.166	2:07.115
3	1:01.412	21.587	23.746	16.079	3:08.527
4	1:00.956	21.048	23.352	16.556	4:09.483
5	1:00.534	21.208	23.180	16.146	5:10.017

Laps	Lap Time	Sector 1	Sector 2	Sector 3	Time
6	1:00.418	21.140	23.239	16.039	6:10.435
7	1:00.312	21.080	23.123	16.109	7:10.747
8	1:08.687	21.231	30.485	16.971	8:19.434
9	1:01.874	21.458	23.972	16.444	9:21.308
10	1:01.030	21.463	23.415	16.152	10:22.338
11	1:00.679	21.225	23.166	16.288	11:23.017
12	1:00.715	21.197	23.277	16.241	12:23.732
13	1:00.517	21.222	23.147	16.148	13:24.249
14	1:00.705	21.296	23.138	16.271	14:24.954

Laps	Lap Time	Sector 1	Sector 2	Sector 3	Time
No.125 Cora Vitores Oscar					
1	1:05.427	24.023	24.983	16.421	1:08.392
2	1:01.902	21.660	23.791	16.451	2:10.294
3	1:00.867	21.278	23.384	16.205	3:11.161
4	1:01.254	21.851	23.199	16.204	4:12.415
5	1:01.170	21.445	23.456	16.269	5:13.585
6	1:01.592	21.286	23.912	16.394	6:15.177
7	1:02.001	21.491	24.108	16.402	7:17.178
8	1:01.341	21.786	23.312	16.243	8:18.519
9	1:00.633	21.164	23.147	16.322	9:19.152
10	1:00.989	21.333	23.331	16.325	10:20.141
11	1:00.634	21.285	23.182	16.167	11:20.775
12	1:00.665	21.196	23.229	16.240	12:21.440
13	1:01.085	21.366	23.273	16.446	13:22.525
14	1:01.079	21.221	23.540	16.318	14:23.604

Laps	Lap Time	Sector 1	Sector 2	Sector 3	Time
No.126 Juan Crespi Matias					
1	1:04.120	23.285	24.524	16.311	1:07.060
2	1:02.113	22.273	23.312	16.528	2:09.173
3	1:01.572	21.394	24.036	16.142	3:10.745
4	1:01.186	21.778	23.232	16.176	4:11.931
5	1:00.444	21.143	23.186	16.115	5:12.375
6	1:00.904	21.326	23.389	16.189	6:13.279
7	1:00.936	21.275	23.529	16.132	7:14.215
8	1:00.491	21.118	23.219	16.154	8:14.706
9	1:00.441	21.160	23.234	16.047	9:15.147
10	1:01.275	21.268	23.839	16.168	10:16.422
11	1:01.113	21.450	23.415	16.248	11:17.535
12	1:00.960	21.128	23.536	16.296	12:18.495

Ruben Lyea Lusada

SERIES ROTAX 2017 - Recas (España) 22-23/04/2017

LiveTiming: www.korridas.com

Apex Timing

Diretor de Carrera:
Jesus Baquero Sancho
DC-1-AR





Camp. Aragón de Karting / Series Rotax 2017 - 2ª Prueba

Mini Carrera Final 1 (F1) Vuelta a vuelta

For information purposes. No official / regulatory value

Laps	Lap Time	Sector 1	Sector 2	Sector 3	Time
13	1:01.009	21.226	23.667	16.116	13:19.504
14	1:02.123	21.495	23.983	16.645	14:21.627

No.127 Martínez Jimene Jorge					
Laps	Lap Time	Sector 1	Sector 2	Sector 3	Time
1	1:03.914	22.874	24.542	16.498	1:08.318
2	1:01.709	21.452	23.961	16.296	2:10.027
3	1:01.455	21.348	23.879	16.228	3:11.482
4	1:01.337	21.733	23.439	16.165	4:12.819
5	1:00.892	21.246	23.381	16.265	5:13.711
6	1:01.732	21.335	23.970	16.427	6:15.443
7	1:01.586	21.462	23.766	16.358	7:17.029
8	1:00.946	21.443	23.212	16.291	8:17.975
9	1:00.995	21.332	23.298	16.365	9:18.970
10	1:01.018	21.361	23.331	16.326	10:19.988
11	1:01.118	21.248	23.592	16.278	11:21.106
12	1:00.892	21.368	23.238	16.286	12:21.998
13	1:01.045	21.318	23.394	16.333	13:23.043
14	1:01.542	21.541	23.585	16.416	14:24.585

No.128 Vaello Luque Yerai					
Laps	Lap Time	Sector 1	Sector 2	Sector 3	Time
1	1:02.026	21.994	23.657	16.375	1:03.887
2	1:01.074	21.280	23.558	16.236	2:04.961
3	1:00.620	21.214	23.206	16.200	3:05.581
4	1:00.457	21.154	23.208	16.095	4:06.038
5	1:00.530	21.176	23.213	16.141	5:06.568
6	1:00.349	21.106	23.157	16.086	6:06.917
7	1:00.288	21.068	23.093	16.127	7:07.205
8	1:00.350	21.167	23.092	16.091	8:07.555
9	1:00.364	21.103	23.067	16.194	9:07.919
10	1:00.931	21.149	23.563	16.219	10:08.850
11	1:00.365	21.139	23.123	16.103	11:09.215
12	1:00.542	21.052	23.377	16.113	12:09.757
13	1:00.442	21.160	23.141	16.141	13:10.199
14	1:01.065	21.190	23.687	16.188	14:11.264

No.130 Marrocco Mathew					
Laps	Lap Time	Sector 1	Sector 2	Sector 3	Time
1	1:02.086	22.057	23.696	16.333	1:04.040
2	1:00.785	21.287	23.286	16.212	2:04.825
3	1:00.600	21.182	23.252	16.166	3:05.425

Laps	Lap Time	Sector 1	Sector 2	Sector 3	Time
4	1:00.507	21.097	23.270	16.140	4:05.932
5	1:00.482	21.105	23.221	16.156	5:06.414
6	1:00.721	21.134	23.421	16.166	6:07.135
7	1:00.270	21.090	23.105	16.075	7:07.405
8	1:00.427	21.239	23.057	16.131	8:07.832
9	1:00.214	21.077	23.061	16.076	9:08.046
10	1:00.545	21.149	23.231	16.165	10:08.591
11	1:00.468	21.145	23.191	16.132	11:09.059
12	1:00.536	21.070	23.334	16.132	12:09.595
13	1:00.516	21.206	23.131	16.179	13:10.111
14	1:01.366	21.155	23.970	16.241	14:11.477

No.133 Aparicio Rodrig Felix					
Laps	Lap Time	Sector 1	Sector 2	Sector 3	Time
1	1:03.084	22.964	23.581	16.539	1:05.494
2	1:01.412	21.251	23.655	16.506	2:06.906
3	1:00.892	21.556	23.165	16.171	3:07.798
4	1:01.344	21.173	24.008	16.163	4:09.142
5	1:00.679	21.253	23.291	16.135	5:09.821
6	1:00.345	21.124	23.145	16.076	6:10.166
7	1:00.268	21.060	23.109	16.099	7:10.434
8	1:01.778	21.328	23.782	16.668	8:12.212
9	1:01.291	21.086	24.073	16.132	9:13.503
10	1:00.746	21.272	23.290	16.184	10:14.249
11	1:00.730	21.209	23.346	16.175	11:14.979
12	1:00.703	21.111	23.354	16.238	12:15.682
13	1:00.416	21.052	23.130	16.234	13:16.098
14	1:01.606	21.107	23.794	16.705	14:17.704

No.135 Ribeiro Tomas					
Laps	Lap Time	Sector 1	Sector 2	Sector 3	Time
1	1:03.372	23.021	24.057	16.294	1:06.903
2	1:01.562	21.910	23.419	16.233	2:08.465
3	1:01.066	21.420	23.369	16.277	3:09.531
4	1:01.469	21.784	23.487	16.198	4:11.000
5	1:00.731	21.294	23.267	16.170	5:11.731
6	1:01.099	21.297	23.603	16.199	6:12.830
7	1:01.301	21.360	23.741	16.200	7:14.131
8	1:01.083	21.527	23.398	16.158	8:15.214
9	1:00.831	21.261	23.414	16.156	9:16.045
10	1:01.005	21.308	23.568	16.129	10:17.050

Ruben Lgea Lusada

SERIES ROTAX 2017 - Recas (España) 22-23/04/2017

LiveTiming: www.korridas.com

Apex Timing

Diretor de Carrera:
Jesus Baquero Sancho
DC-1-AR





Camp. Aragón de Karting / Series Rotax 2017 - 2ª Prueba

Mini Carrera Final 1 (F1) Vuelta a vuelta

For information purposes. No official / regulatory value

Laps	Lap Time	Sector 1	Sector 2	Sector 3	Time
11	1:01.415	21.342	23.889	16.184	11:18.465
12	1:00.782	21.222	23.364	16.196	12:19.247
13	1:02.280	21.466	24.525	16.289	13:21.527
14	1:01.469	21.307	23.536	16.626	14:22.996

No.144 Djodeyre Ruiz Dario

1	1:03.495	23.146	23.963	16.386	1:06.701
2	1:02.397	22.362	23.411	16.624	2:09.098
3	1:01.458	21.347	23.743	16.368	3:10.556
4	1:01.310	21.755	23.317	16.238	4:11.866
5	1:01.278	21.620	23.344	16.314	5:13.144
6	1:01.823	21.440	23.928	16.455	6:14.967
7	1:01.994	21.571	24.038	16.385	7:16.961
8	1:02.229	21.835	23.890	16.504	8:19.190
9	1:02.039	21.424	24.141	16.474	9:21.229
10	1:01.634	21.411	23.919	16.304	10:22.863
11	1:01.684	21.458	23.646	16.580	11:24.547
12	1:01.599	21.403	23.841	16.355	12:26.146
13	1:01.440	21.388	23.691	16.361	13:27.586
14	1:01.403	21.402	23.667	16.334	14:28.989

No.162 Fluxa Cross Lorenzo

1	1:02.872	22.498	23.995	16.379	1:05.115
2	1:01.215	21.524	23.551	16.140	2:06.330
3	1:00.321	21.089	23.200	16.032	3:06.651
4	1:00.255	21.024	23.192	16.039	4:06.906
5	1:00.573	21.126	23.240	16.207	5:07.479
6	1:00.418	21.124	23.191	16.103	6:07.897
7	1:00.460	21.117	23.282	16.061	7:08.357
8	1:00.561	21.086	23.436	16.039	8:08.918
9	1:00.487	21.224	23.198	16.065	9:09.405
10	1:00.487	21.132	23.258	16.097	10:09.892
11	1:00.430	21.102	23.205	16.123	11:10.322
12	1:00.477	21.102	23.257	16.118	12:10.799
13	1:00.478	21.187	23.222	16.069	13:11.277
14	1:00.499	21.178	23.219	16.102	14:11.776

No.165 Conde Gonzalez Santiago

1	1:03.684	22.998	24.376	16.310	1:07.853
---	-----------------	---------------	---------------	---------------	----------

Ruben Lyea Lusada

Laps	Lap Time	Sector 1	Sector 2	Sector 3	Time
2	1:02.031	21.779	23.984	16.268	2:09.884
3	1:01.090	21.200	23.653	16.237	3:10.974
4	1:01.319	21.787	23.318	16.214	4:12.293
5	1:00.975	21.332	23.478	16.165	5:13.268
6	1:01.435	21.425	23.716	16.294	6:14.703
7	1:01.401	21.480	23.580	16.341	7:16.104
8	1:01.394	21.292	23.706	16.396	8:17.498
9	1:01.280	21.164	23.826	16.290	9:18.778
10	1:00.823	21.306	23.310	16.207	10:19.601
11	1:01.066	21.310	23.435	16.321	11:20.667
12	1:01.031	21.135	23.643	16.253	12:21.698
13	1:01.477	21.252	23.918	16.307	13:23.175
14	1:01.494	21.586	23.621	16.287	14:24.669

No.166 Mannucci Schroe Jose

1	1:03.637	23.024	24.354	16.259	1:07.382
2	1:02.054	22.182	23.708	16.164	2:09.436
3	1:01.162	21.453	23.430	16.279	3:10.598
4	1:01.002	21.520	23.250	16.232	4:11.600
5	1:00.670	21.261	23.228	16.181	5:12.270
6	1:00.813	21.356	23.260	16.197	6:13.083
7	1:00.763	21.353	23.237	16.173	7:13.846
8	1:00.711	21.349	23.126	16.236	8:14.557
9	1:00.924	21.453	23.330	16.141	9:15.481
10	1:01.214	21.436	23.510	16.268	10:16.695
11	1:01.014	21.447	23.417	16.150	11:17.709
12	1:00.977	21.166	23.473	16.338	12:18.686
13	1:01.059	21.294	23.516	16.249	13:19.745
14	1:01.932	21.457	23.869	16.606	14:21.677

No.170 Torres Figueroa Jose David

1	1:03.700	23.595	23.598	16.507	1:05.665
2	1:01.276	21.265	23.794	16.217	2:06.941
3	1:02.284	21.652	24.029	16.603	3:09.225
4	1:01.227	21.622	23.427	16.178	4:10.452
5	1:01.088	21.170	23.361	16.557	5:11.540
6	1:00.687	21.216	23.325	16.146	6:12.227
7	1:00.879	21.338	23.265	16.276	7:13.106
8	1:00.991	21.278	23.342	16.371	8:14.097

SERIES ROTAX 2017 - Recas (España) 22-23/04/2017

LiveTiming: www.korridas.com

Apex Timing

Diretor de Carrera:
Jesus Baquero Sancho
DC-1-AR



#MOJO



sparco





fada | federación aragonesa de automovilismo



Camp. Aragón de Karting / Series Rotax 2017 - 2ª Prueba

Mini

Carrera Final 1 (F1)

For information purposes. No official / regulatory value

Vuelta a vuelta

Laps	Lap Time	Sector 1	Sector 2	Sector 3	Time
9	1:00.626	21.136	23.230	16.260	9:14.723
10	1:02.070	21.249	23.844	16.977	10:16.793
11	1:01.924	21.743	24.028	16.153	11:18.717
12	1:00.762	21.295	23.203	16.264	12:19.479
13	1:01.179	21.407	23.445	16.327	13:20.658
14	1:02.362	21.313	24.194	16.855	14:23.020

No.177 Lavery Nico

1	1:02.079	22.273	23.484	16.322	1:04.218
2	1:00.877	21.320	23.328	16.229	2:05.095
3	1:00.748	21.179	23.386	16.183	3:05.843
4	1:00.690	21.165	23.324	16.201	4:06.533
5	1:01.219	21.234	23.383	16.602	5:07.752
6	1:00.863	21.282	23.338	16.243	6:08.615
7	1:01.501	21.325	23.489	16.687	7:10.116
8	1:03.325	21.408	23.991	17.926	8:13.441
9	1:00.901	21.335	23.323	16.243	9:14.342
10	1:02.215	21.401	23.785	17.029	10:16.557
11	1:01.459	21.481	23.754	16.224	11:18.016
12	1:01.118	21.323	23.511	16.284	12:19.134
13	1:01.392	21.469	23.611	16.312	13:20.526
14	1:02.189	21.306	24.233	16.650	14:22.715

No.178 Moragon Fernand Alejandro

1	1:04.648	23.327	24.854	16.467	1:08.781
2	1:01.818	21.530	23.859	16.429	2:10.599
3	1:01.499	21.640	23.486	16.373	3:12.098
4	1:01.284	21.525	23.455	16.304	4:13.382
5	1:01.105	21.431	23.314	16.360	5:14.487
6	1:01.518	21.659	23.485	16.374	6:16.005
7	1:01.411	21.524	23.403	16.484	7:17.416
8	1:01.902	21.737	23.698	16.467	8:19.318
9	1:02.316	22.025	23.660	16.631	9:21.634
10	1:01.510	21.557	23.540	16.413	10:23.144
11	1:01.501	21.628	23.503	16.370	11:24.645
12	1:01.775	21.515	23.757	16.503	12:26.420
13	1:01.278	21.496	23.430	16.352	13:27.698
14	1:01.571	21.459	23.609	16.503	14:29.269

Laps	Lap Time	Sector 1	Sector 2	Sector 3	Time
No.180 Ortiz Gomez Rafa					
1	1:02.806	22.504	23.953	16.349	1:04.938
2	1:01.816	21.577	23.782	16.457	2:06.754
3	1:00.850	21.357	23.311	16.182	3:07.604
4	1:00.725	21.217	23.341	16.167	4:08.329
5	1:01.183	21.721	23.339	16.123	5:09.512
6	1:00.381	21.167	23.103	16.111	6:09.893
7	1:00.335	21.039	23.109	16.187	7:10.228
8	1:02.085	21.384	24.016	16.685	8:12.313
9	1:00.807	21.150	23.462	16.195	9:13.120
10	1:00.662	21.266	23.263	16.133	10:13.782
11	1:00.643	21.185	23.302	16.156	11:14.425
12	1:00.837	21.199	23.450	16.188	12:15.262
13	1:00.570	21.188	23.224	16.158	13:15.832
14	1:01.000	21.232	23.468	16.300	14:16.832

No.182 Pons Preda Lucas

1	1:03.301	22.901	24.028	16.372	1:06.476
2	1:01.686	21.459	23.639	16.588	2:08.162
3	1:00.994	21.237	23.326	16.431	3:09.156
4	1:00.929	21.226	23.483	16.220	4:10.085
5	1:00.992	21.235	23.571	16.186	5:11.077
6	1:00.830	21.153	23.462	16.215	6:11.907
7	1:00.962	21.228	23.448	16.286	7:12.869
8	1:00.992	21.345	23.378	16.269	8:13.861
9	1:00.681	21.117	23.360	16.204	9:14.542
10	1:01.668	21.279	23.887	16.502	10:16.210
11	1:00.988	21.261	23.445	16.282	11:17.198
12	1:01.012	21.163	23.556	16.293	12:18.210
13	1:01.040	21.183	23.551	16.306	13:19.250
14	1:02.034	21.459	23.910	16.665	14:21.284

No.183 Alanis Bosch Eric

1	1:01.839	21.899	23.611	16.329	1:03.697
2	1:00.715	21.260	23.281	16.174	2:04.412
3	1:00.499	21.109	23.254	16.136	3:04.911
4	1:00.268	21.031	23.133	16.104	4:05.179
5	1:00.446	21.124	23.222	16.100	5:05.625

Ruben Lyea Lusada

SERIES ROTAX 2017 - Recas (España) 22-23/04/2017

LiveTiming: www.korridas.com

Apex Timing

Diretor de Carrera:
Jesus Baquero Sancho
DC-1-AR



#MOJO



sparco





Mini

Camp. Aragón de Karting / Series Rotax 2017 - 2ª Prueba

Carrera Final 1 (F1)

For information purposes. No official / regulatory value

Vuelta a vuelta

Laps	Lap Time	Sector 1	Sector 2	Sector 3	Time	Laps	Lap Time	Sector 1	Sector 2	Sector 3	Time
6	1:00.537	21.095	23.313	16.129	6:06.162	13	1:00.591	21.171	23.268	16.152	13:16.371
7	1:00.540	21.193	23.245	16.102	7:06.702	14	1:01.114	21.103	23.423	16.588	14:17.485
8	1:00.447	21.144	23.168	16.135	8:07.149						
9	1:00.549	21.199	23.220	16.130	9:07.698						
10	1:00.544	21.189	23.226	16.129	10:08.242						
11	1:00.548	21.174	23.245	16.129	11:08.790						
12	1:00.528	21.097	23.310	16.121	12:09.318						
13	1:00.548	21.142	23.232	16.174	13:09.866						
14	1:00.631	21.154	23.287	16.190	14:10.497						

No.188 Vallve Martin Santiago

1	1:03.553	23.015	23.562	16.976	1:06.526
2	1:00.978	21.635	23.211	16.132	2:07.504
3	1:00.448	21.298	23.082	16.068	3:07.952
4	1:00.576	21.133	23.350	16.093	4:08.528
5	1:00.657	21.384	23.111	16.162	5:09.185
6	1:00.287	21.119	23.083	16.085	6:09.472
7	1:00.489	21.140	23.109	16.240	7:09.961
8	1:00.521	21.158	23.224	16.139	8:10.482
9	1:00.533	21.168	23.196	16.169	9:11.015
10	1:00.640	21.249	23.172	16.219	10:11.655
11	1:00.450	21.117	23.180	16.153	11:12.105
12	1:00.559	21.152	23.215	16.192	12:12.664
13	1:00.572	21.197	23.182	16.193	13:13.236
14	1:00.684	21.118	23.336	16.230	14:13.920

No.195 Aguilera Lopez Marco

1	1:03.914	23.187	23.709	17.018	1:06.455
2	1:01.811	22.040	23.522	16.249	2:08.266
3	1:01.100	21.416	23.251	16.433	3:09.366
4	1:00.835	21.553	23.135	16.147	4:10.201
5	1:00.582	21.245	23.195	16.142	5:10.783
6	1:00.433	21.157	23.145	16.131	6:11.216
7	1:00.623	21.162	23.283	16.178	7:11.839
8	1:00.689	21.211	23.196	16.282	8:12.528
9	1:00.826	21.192	23.431	16.203	9:13.354
10	1:00.778	21.239	23.235	16.304	10:14.132
11	1:00.692	21.176	23.304	16.212	11:14.824
12	1:00.956	21.118	23.372	16.466	12:15.780


Ruben Loya Usada

SERIES ROTAX 2017 - Recas (España) 22-23/04/2017

LiveTiming: www.korridas.com

Apex Timing

Director de Carrera:
Jesus Baquero Sancho
DC-1-AR





Mini

Camp. Aragón de Karting / Series Rotax 2017 - 2ª Prueba

Document 10

Carrera Final 1 (F1)

Parrilla de Salida

127	Jorge Martinez Jimene	EKR	11	178	Alejandro Moragon Fernand	EKR
165	Santiago Conde Gonzalez	TONYKART	10	166	Jose Mannucci Schroe	EKR
109	Diego Perez Lara	TONYKART	9	135	Tomas Ribeiro	EKR
182	Lucas Pons Preda	CRG	8	144	Dario Djodeyre Ruiz	TONYKART
188	Santiago Vallve Martin	FA	7	125	Oscar Cora Vitores	ENERGY
126	Matias Juan Crespi	FA	6	195	Marco Aguilera Lopez	KOSMIC
116	Yeray Rodriguez Torre	FA	5	133	Felix Aparicio Rodrig	TONYKART
122	Jose Barros	FA	4	162	Lorenzo Fluxa Cross	PRAGA
177	Nico Lavery	FA	3	180	Rafa Ortiz Gomez	EKR
130	Mathew Marrocco	FA	2	170	Jose David Torres Figueroa	EKR
183	Eric Alanis Bosch	FA	1	128	Yerai Vaello Luque	FA

POLE POSITION



Start : 23/04 - 12:05 14 Laps = 17,780 Km

SERIES ROTAX 2017 - Recas (España) 22-23/04/2017

LiveTiming: www.korridas.com

Apex Timing

Director de Carrera:
Jesus Baquero Sancho
DC-1-AR

