

CEK2019 - RECAS

Documento 18.1 OFICIAL

CAD Carrera 2 (C2) Clasificación

Pos.	Nº	Competidor	Piloto	Nac.	Equipamiento	Total	Tiempo	Dif.	M. Vuelta	Km/h	Puntos	Penalización
1	6	PRAGA ESPAÑA MOTORSPORT	Lucas Jack FLUXA CROSS	ESP	PRAGA / IAME / VEGA	11	11:27.807		1:01.791	74.57	45	
2	2	DPK RACING	Aaron GARCIA LOPEZ	ESP	FA / IAME / VEGA	11	11:27.982	0.175	1:01.743	74.63	40	
3	4	KART REPUBLIC SPAIN	Juan COTA ALONSO	ESP	PAROLIN / IAME / VEGA	11	11:31.032	3.225	1:02.012	74.31	36	
4	9	DPK RACING	Luis FERNANDEZ GARCIA	ESP	FA KART / IAME / VEGA	11	11:34.470	6.663	1:01.921	74.42	33	
5	21	KIDS TO WIN CLUB ESPORTIU	Ekaitz ELORZ EGAÑA	ESP	FA / IAME / VEGA	11	11:35.690	7.883	1:02.242	74.03	31	
6	3	TDKART RACING MARLONKART	Ivan ARIAS CHAVARRI	ESP	TONYKART / IAME / VEGA	11	11:36.007	8.200	1:02.073	74.24	30	
7	18	FA RACING SPAIN	Pol CHAOS RIVERO	ESP	FA / IAME / VEGA	11	11:36.079	8.272	1:02.060	74.25	29	
8	14	EKR FACTORY TEAM	Denis ALEXANDRU CURAVALA	ESP	EKR / IAME / VEGA	11	11:36.329	8.522	1:02.214	74.07	28	
9	12	C.D. KIB RACING	Guillermo DELGADO MARTINEZ-AC	ESP	BIREL / IAME / VEGA	11	11:37.520	9.713	1:02.377	73.87	27	
10	30	ECK MOTORSPORT	Oliver MARTINEZ AUJE	ESP	TONYKART / IAME / VEGA	11	11:38.497	10.690	1:02.202	74.08	26	
11	7	BRT	Alberto HURTADO GONZALEZ	ESP	TONYKART / IAME / VEGA	11	11:38.622	10.815	1:02.195	74.09	25	
12	1	PRAGA ESPAÑA MOTORSPORT	Adrian MALHEIRO SUÑE	ESP	PRAGA / IAME / VEGA	11	11:39.168	11.361	1:02.158	74.13	24	
13	10	TDKART RACING MARLONKART	Jan PERAL RESURRECCION	ESP	TONYKART / IAME / VEGA	11	11:39.329	11.522	1:02.443	73.80	23	
14	15	KART REPUBLIC SPAIN	Edward ROBINSON LLITERAS	ESP	PAROLIN / IAME / VEGA	11	11:39.718	11.911	1:02.350	73.91	22	
15	17	TDKART RACING MARLONKART	Daniel DALLAKYAN POGHOSYAN	ESP	TONYKART / IAME / VEGA	11	11:40.855	13.048	1:02.326	73.93	21	
16	24	ALE TEAM	Luis QUINTANA BRAVO	ESP	PAROLIN / IAME / VEGA	11	11:41.116	13.309	1:02.519	73.71	20	
17	20	ARIZA RACING SCHOOL	Mariano ESTEBAN RODRIGUEZ	ESP	FA / IAME / VEGA	11	11:41.226	13.419	1:02.419	73.82	19	
18	16	NM RACING TEAM	Adria MUSTIENES GIL	ESP	TONYKART / IAME / VEGA	11	11:42.064	14.257	1:02.244	74.03	18	
19	23	ARIZA RACING SCHOOL	Irene NAVAS GARCIA	ESP	FA / IAME / VEGA	11	11:42.177	14.370	1:02.350	73.91	17	
20	22	CAMPS SPORT PKM SL	Marc BENITEZ PIZARRO	ESP	CROC PROMOTION / IAME / VEGA	11	11:48.120	20.313	1:02.671	73.53	16	
21	5	MONLAU COMPETICION	Bogdan IONUT BRIE	ESP	FA KART / IAME / VEGA	11	11:51.301	23.494	1:02.582	73.63	15	
22	26	R.A.C. CIRCUITO DE GUADALOPE	Adrian ALCUBIERRE ZAMORANO	ESP	FA / IAME / VEGA	11	11:51.381	23.574	1:02.519	73.71	14	
23	8	ECK MOTORSPORT	Aleix SORIANO RINCON	ESP	TONYKART / IAME / VEGA	9	9:30.191	2 Total	1:02.294	73.97	13	
24	25	ARIZA RACING SCHOOL	Ivan ESTEBAN RODRIGUEZ	ESP	FA / IAME / VEGA	9	9:50.945	2 Total	1:02.296	73.97	12	+5.000

Nº25 Ivan ESTEBAN RODRIGUEZ : +5 Seg. Penalización. Art: 17.4 y 21.5 del RDK

No Clasificado - 6 vueltas mínimas

32	HOCHUL KIM	Junho KIM	COR	DR / IAME / VEGA	3	3:31.685	8 Total	1:06.691	69.09	0	+5.000
31	DELMIRO MARIÑO BARROS	Lucia MARIÑO ESTEVEZ	ESP	PRAGA / IAME / VEGA	2	2:19.821	9 Total	1:07.454	68.31	0	
27	PRAGA ESPAÑA MOTORSPORT	Eduardo DOMINGUEZ ESPINOSA	ESP	PRAGA / IAME / VEGA	1	1:10.406	10 Total	1:06.931	68.85	0	

Nº32 Junho KIM : +5 Seg. Penalización. Art: 17.4 y 21.5 del RDK

Lider : Nº6 Lucas Jack FLUXA CROSS (1-11)

Tiempo Inicio : 28/04 - 14:51:46

M. Vuelta : Nº2 Aaron GARCIA LOPEZ 1:01.743 74.63 Km/h

Meteo : Soleado Aire : 19°C Pista : Seco

Evento Grabado : Nº1 Adrian MALHEIRO SUÑE 1:01.478 74.95 Km/h

Cto. de España Alevín – Cto. de España Cadete – Cto. de España Junior – Cto. de España Senior – Cto. de España Senior-KZ2
Recas, 26-27-28 de abril de 2019

CAD

CEK2019 - RECAS

Carrera 2 (C2)

Vuelta a vuelta

Valor informativo. No Oficial

	1	2	3	4	5	6	7	8	9	10	11	12	13	14	15	16	17	18	19	20	21	22	23	24	25	26	27
Parilla	6	1	2	4	18	7	12	3	21	15	14	20	8	10	30	17	5	9	16	22	31	23	25	24	26	32	27
Salida	6	1	2	4	18	7	12	3	21	15	14	20	10	8	30	5	17	9	16	22	31	23	25	24	32	27	26
Vuelta 1 <small>Intervalo</small>	6	1 0.4	2 0.1	4 0.8	3 0.3	18 0.1	21 0.2	12 0.1	8 0.7	7 0.4	30 0.1	14 0.3	10 0.0	9 0.1	15 0.1	31 0.5	27 0.3	24 0.6	20 0.0	17 0.2	23 0.1	25 0.2	32 0.2	22 0.2	5 0.1	26 0.4	16 0.3
Vuelta 2	6	1 0.3	2 0.2	3 0.9	4 0.1	18 0.2	21 0.2	12 0.3	8 0.5	30 1.2	7 0.2	14 0.3	10 0.1	9 0.3	24 1.8	15 0.4	23 0.3	17 0.7	20 1.1	16 0.4	27 1.2	22 0.6	26 1.3	5 0.3	25 1.9	32 0.9	
Vuelta 3	6	1 0.3	2 0.3	3 0.7	18 0.2	4 0.2	21 0.2	12 0.4	8 0.3	30 1.5	14 0.6	9 0.2	7 0.2	10 0.1	24 2.3	15 0.2	23 0.2	17 0.2	20 1.0	16 0.6	22 2.3	26 2.0	5 0.0	25 1.1	32 4.5		
Vuelta 4	6	1 0.4	2 0.1	3 0.6	18 0.2	4 0.2	21 0.3	12 0.5	8 0.4	30 1.6	9 0.2	14 0.3	10 0.4	7 0.1	24 2.5	15 0.0	23 0.4	17 0.3	20 0.5	16 1.0	22 2.3	5 2.1	26 0.3	25 0.9			
Vuelta 5	6	2 0.3	1 0.5	3 0.2	18 0.1	4 0.3	21 0.7	12 0.5	8 0.4	9 1.7	30 0.2	14 0.3	10 0.4	7 0.4	15 2.6	24 0.2	17 0.4	23 0.2	20 0.3	16 1.2	22 2.4	5 1.9	26 0.6	25 0.9			
Vuelta 6	6	2 0.3	1 0.8	3 0.1	18 0.1	4 0.3	21 1.2	12 0.4	8 0.3	9 1.3	30 1.2	14 0.2	10 0.2	7 0.2	15 2.5	24 0.3	17 0.2	23 0.4	20 0.2	16 1.3	22 2.8	5 1.8	26 0.4	25 0.9			
Vuelta 7	6	2 0.3	18 2.1	4 0.0	1 0.1	3 0.0	21 0.7	12 0.6	8 0.4	9 0.8	14 1.5	30 0.1	10 0.5	7 0.0	15 2.5	24 0.5	17 0.0	23 0.6	20 0.1	16 1.0	22 3.3	5 1.5	26 0.3	25 0.9			
Vuelta 8	6	2 0.2	4 2.9	1 0.7	3 0.1	21 0.1	18 0.0	12 0.4	8 0.4	9 0.2	14 1.7	30 0.2	7 0.6	10 0.4	15 2.4	17 0.3	24 0.2	23 0.3	20 0.2	16 1.1	22 3.5	5 1.5	26 0.6	25 0.3			
Vuelta 9	6	2 0.3	4 3.1	1 2.9	18 0.0	21 0.1	9 0.3	3 0.2	8 0.0	12 0.0	14 0.3	30 0.2	7 0.5	10 0.7	15 2.4	17 0.3	24 0.3	23 0.3	20 0.1	16 1.0	22 4.3	5 1.4	26 0.4	25 7.6			
Vuelta 10	6	2 0.2	4 3.5	9 3.6	21 0.6	3 0.0	18 0.1	14 0.3	12 0.9	30 0.2	7 0.0	10 0.6	1 0.9	15 0.6	17 0.4	24 0.4	20 0.4	23 0.2	16 0.5	22 5.1	5 1.7	26 0.0					
Vuelta 11	6	2 0.1	4 3.0	9 3.4	21 1.2	3 0.3	18 0.0	14 0.2	12 1.1	30 0.9	7 0.1	1 0.5	10 0.1	15 0.3	17 1.1	24 0.2	20 0.1	16 0.8	23 0.1	22 5.9	5 3.1	26 0.0					

CAD **CEK2019 - RECAS**
Carrera 2 (C2)
Vuelta a vuelta

Valor informativo. No Oficial

Vueltas	tiempo por vuelta	Sector 1	Sector 2	Sector 3	Tiempo
Nº1 MALHEIRO SUÑE Adrian					
1	1:04.348	22.938	24.280	17.130	1:05.636
2	1:03.006	21.864	24.113	17.029	2:08.642
3	1:02.708	21.690	24.144	16.874	3:11.350
4	1:02.432	21.579	24.015	16.838	4:13.782
5	1:02.715	21.946	23.938	16.831	5:16.497
6	1:02.158	21.528	23.773	16.857	6:18.655
7	1:03.303	21.658	24.294	17.351	7:21.958
8	1:03.093	21.678	24.408	17.007	8:25.051
9	1:04.254	21.927	25.188	17.139	9:29.305
10	1:07.125	24.830	25.119	17.176	10:36.430
11	1:02.738	21.635	24.077	17.026	11:39.168
Nº2 GARCIA LOPEZ Aaron					
1	1:04.502	22.789	24.597	17.116	1:05.828
2	1:03.048	21.856	24.164	17.028	2:08.876
3	1:02.821	21.831	24.113	16.877	3:11.697
4	1:02.197	21.546	23.802	16.849	4:13.894
5	1:02.032	21.551	23.714	16.767	5:15.926
6	1:01.845	21.479	23.608	16.758	6:17.771
7	1:01.743	21.465	23.573	16.705	7:19.514
8	1:01.864	21.506	23.624	16.734	8:21.378
9	1:01.848	21.499	23.611	16.738	9:23.226
10	1:01.929	21.545	23.663	16.721	10:25.155
11	1:02.827	21.563	24.080	17.184	11:27.982
Nº3 ARIAS CHAVARRI Ivan					
1	1:05.287	23.367	24.703	17.217	1:06.957
2	1:02.837	21.746	24.072	17.019	2:09.794
3	1:02.603	21.669	24.037	16.897	3:12.397
4	1:02.196	21.524	23.908	16.764	4:14.593
5	1:02.182	21.521	23.860	16.801	5:16.775
6	1:02.073	21.511	23.781	16.781	6:18.848
7	1:03.202	21.554	24.558	17.090	7:22.050
8	1:03.179	21.704	24.470	17.005	8:25.229
9	1:04.917	21.847	25.513	17.557	9:30.146
10	1:02.885	21.868	24.192	16.825	10:33.031
11	1:02.976	21.855	23.989	17.132	11:36.007
Nº4 COTA ALONSO Juan					
1	1:05.249	23.045	25.008	17.196	1:06.647
2	1:03.300	21.975	24.297	17.028	2:09.947
3	1:02.949	21.750	24.398	16.801	3:12.896
4	1:02.213	21.619	23.867	16.727	4:15.109
5	1:02.189	21.673	23.784	16.732	5:17.298
6	1:02.012	21.559	23.673	16.780	6:19.310
7	1:02.450	21.532	23.965	16.953	7:21.760
8	1:02.528	21.763	23.981	16.784	8:24.288
9	1:02.101	21.658	23.706	16.737	9:26.389
10	1:02.289	21.742	23.770	16.777	10:28.678
11	1:02.354	21.725	23.786	16.843	11:31.032
Nº5 IONUT BRIE Bogdan					
1	1:10.252	25.903	26.317	18.032	1:12.454

Vueltas	tiempo por vuelta	Sector 1	Sector 2	Sector 3	Tiempo
2	1:09.672	22.110	30.453	17.109	2:22.126
3	1:03.829	21.710	24.887	17.232	3:25.955
4	1:03.056	21.832	24.257	16.967	4:29.011
5	1:02.623	21.642	24.033	16.948	5:31.634
6	1:02.839	21.719	24.155	16.965	6:34.473
7	1:02.582	21.657	23.892	17.033	7:37.055
8	1:02.590	21.679	23.919	16.992	8:39.645
9	1:03.128	21.796	24.144	17.188	9:42.773
10	1:03.762	21.924	24.365	17.473	10:46.535
11	1:04.766	22.892	24.701	17.173	11:51.301
Nº6 FLUXA CROSS Lucas Jack					
1	1:03.993	22.677	24.302	17.014	1:05.194
2	1:03.058	21.965	24.084	17.009	2:08.252
3	1:02.703	21.816	24.019	16.868	3:10.955
4	1:02.352	21.612	23.966	16.774	4:13.307
5	1:02.243	21.664	23.852	16.727	5:15.550
6	1:01.827	21.523	23.624	16.680	6:17.377
7	1:01.821	21.487	23.609	16.725	7:19.198
8	1:01.881	21.539	23.629	16.713	8:21.079
9	1:01.791	21.473	23.644	16.674	9:22.870
10	1:02.031	21.594	23.699	16.738	10:24.901
11	1:02.906	21.546	24.263	17.097	11:27.807
Nº7 HURTADO GONZALEZ Alberto					
1	1:07.217	23.428	26.024	17.765	1:08.744
2	1:04.046	22.270	24.664	17.112	2:12.790
3	1:03.773	21.951	24.485	17.337	3:16.563
4	1:02.873	22.025	24.001	16.847	4:19.436
5	1:02.687	21.808	24.011	16.868	5:22.123
6	1:02.548	21.756	23.863	16.929	6:24.671
7	1:02.377	21.765	23.818	16.794	7:27.048
8	1:02.195	21.677	23.766	16.752	8:29.243
9	1:02.245	21.664	23.818	16.763	9:31.488
10	1:03.272	21.872	23.987	17.413	10:34.760
11	1:03.862	22.097	24.606	17.159	11:38.622
Nº8 SORIANO RINCON Aleix					
1	1:06.272	23.777	25.271	17.224	1:08.322
2	1:02.996	21.806	24.215	16.975	2:11.318
3	1:02.610	21.720	23.993	16.897	3:13.928
4	1:02.583	21.723	23.955	16.905	4:16.511
5	1:02.502	21.671	23.914	16.917	5:19.013
6	1:02.294	21.635	23.819	16.840	6:21.307
7	1:02.493	21.707	23.874	16.912	7:23.800
8	1:02.574	21.643	23.889	17.042	8:26.374
9	1:03.817	21.650	24.914	17.253	9:30.191
Nº9 FERNANDEZ GARCIA Luis					
1	1:07.009	24.268	24.918	17.823	1:09.397
2	1:04.272	23.089	24.281	16.902	2:13.669
3	1:02.678	21.725	24.156	16.797	3:16.347
4	1:02.080	21.576	23.822	16.682	4:18.427
5	1:02.329	21.579	24.004	16.746	5:20.756

CAD

CEK2019 - RECAS

Carrera 2 (C2)

Vuelta a vuelta

Valor informativo. No Oficial

Vueltas	tiempo por vuelta	Sector 1	Sector 2	Sector 3	Tiempo
6	1:01.921	21.514	23.704	16.703	6:22.677
7	1:01.971	21.576	23.703	16.692	7:24.648
8	1:01.958	21.567	23.685	16.706	8:26.606
9	1:03.283	21.629	24.578	17.076	9:29.889
10	1:02.429	21.828	23.784	16.817	10:32.318
11	1:02.152	21.630	23.745	16.777	11:34.470

Nº10 PERAL RESURRECCION Jan

1	1:07.239	24.214	25.445	17.580	1:09.267
2	1:04.020	22.194	24.413	17.413	2:13.287
3	1:03.382	21.845	24.571	16.966	3:16.669
4	1:02.604	21.727	23.969	16.908	4:19.273
5	1:02.443	21.647	23.940	16.856	5:21.716
6	1:02.669	21.718	23.898	17.053	6:24.385
7	1:02.572	21.708	23.990	16.874	7:26.957
8	1:02.785	21.974	23.919	16.892	8:29.742
9	1:02.527	21.720	23.928	16.879	9:32.269
10	1:03.172	22.162	24.084	16.926	10:35.441
11	1:03.888	22.258	24.542	17.088	11:39.329

Nº12 DELGADO MARTINEZ-AC Guillermo

1	1:05.977	23.571	24.917	17.489	1:07.588
2	1:03.215	21.982	24.190	17.043	2:10.803
3	1:02.730	21.777	24.060	16.893	3:13.533
4	1:02.488	21.604	23.960	16.924	4:16.021
5	1:02.513	21.654	23.987	16.872	5:18.534
6	1:02.457	21.630	23.955	16.872	6:20.991
7	1:02.377	21.594	23.890	16.893	7:23.368
8	1:02.596	21.620	23.989	16.987	8:25.964
9	1:04.325	21.708	25.365	17.252	9:30.289
10	1:04.196	21.930	25.008	17.258	10:34.485
11	1:03.035	21.722	24.160	17.153	11:37.520

Nº14 ALEXANDRU CURAVALE Denis

1	1:07.334	23.729	25.743	17.862	1:09.207
2	1:03.941	22.529	24.233	17.179	2:13.148
3	1:02.976	21.787	24.165	17.024	3:16.124
4	1:02.680	21.655	24.193	16.832	4:18.804
5	1:02.496	21.713	23.849	16.934	5:21.300
6	1:02.610	21.653	24.110	16.847	6:23.910
7	1:02.263	21.670	23.748	16.845	7:26.173
8	1:02.214	21.643	23.745	16.826	8:28.387
9	1:02.285	21.716	23.751	16.818	9:30.672
10	1:02.869	21.761	24.276	16.832	10:33.541
11	1:02.788	21.721	23.943	17.124	11:36.329

Nº15 ROBINSON LLITERAS Edward

1	1:07.707	24.598	25.458	17.651	1:09.510
2	1:06.418	23.357	25.969	17.092	2:15.928
3	1:03.269	21.980	24.269	17.020	3:19.197
4	1:02.862	21.770	24.069	17.023	4:22.059
5	1:02.712	21.748	24.007	16.957	5:24.771
6	1:02.497	21.658	23.960	16.879	6:27.268
7	1:02.369	21.625	23.886	16.858	7:29.637

Vueltas	tiempo por vuelta	Sector 1	Sector 2	Sector 3	Tiempo
8	1:02.588	21.682	23.954	16.952	8:32.225
9	1:02.490	21.698	23.879	16.913	9:34.715
10	1:02.653	21.682	24.021	16.950	10:37.368
11	1:02.350	21.591	23.905	16.854	11:39.718

Nº16 MUSTIENES GIL Adria

1	1:10.788	24.484	28.229	18.075	1:13.250
2	1:05.366	22.203	26.043	17.120	2:18.616
3	1:02.924	21.766	24.216	16.942	3:21.540
4	1:02.957	21.845	24.167	16.945	4:24.497
5	1:02.754	21.788	24.107	16.859	5:27.251
6	1:02.594	21.757	24.042	16.795	6:29.845
7	1:02.244	21.604	23.813	16.827	7:32.089
8	1:02.500	21.746	23.903	16.851	8:34.589
9	1:02.420	21.576	23.972	16.872	9:37.009
10	1:02.597	21.772	23.929	16.896	10:39.606
11	1:02.458	21.649	23.946	16.863	11:42.064

Nº17 DALLAKYAN POGHOSYAN Daniel

1	1:09.167	24.614	26.836	17.717	1:11.391
2	1:05.594	22.924	25.526	17.144	2:16.985
3	1:02.842	21.697	24.154	16.991	3:19.827
4	1:02.995	21.782	24.121	17.092	4:22.822
5	1:02.602	21.564	24.125	16.913	5:25.424
6	1:02.489	21.521	23.946	17.022	6:27.913
7	1:02.326	21.665	23.861	16.800	7:30.239
8	1:02.367	21.612	23.971	16.784	8:32.606
9	1:02.451	21.685	23.904	16.862	9:35.057
10	1:02.925	21.838	24.192	16.895	10:37.982
11	1:02.873	21.872	24.068	16.933	11:40.855

Nº18 CHAOS RIVERO Pol

1	1:05.738	23.130	25.083	17.525	1:07.148
2	1:03.005	21.806	24.255	16.944	2:10.153
3	1:02.507	21.673	24.122	16.712	3:12.660
4	1:02.212	21.587	23.942	16.683	4:14.872
5	1:02.060	21.499	23.863	16.698	5:16.932
6	1:02.062	21.524	23.841	16.697	6:18.994
7	1:02.682	21.532	24.082	17.068	7:21.676
8	1:03.822	21.705	25.159	16.958	8:25.498
9	1:03.862	21.741	25.048	17.073	9:29.360
10	1:03.819	22.235	24.760	16.824	10:33.179
11	1:02.900	21.891	23.957	17.052	11:36.079

Nº20 ESTEBAN RODRIGUEZ Mariano

1	1:09.164	24.816	26.846	17.502	1:11.107
2	1:07.056	22.098	27.921	17.037	2:18.163
3	1:02.692	21.693	24.069	16.930	3:20.855
4	1:02.543	21.771	23.939	16.833	4:23.398
5	1:02.622	21.740	24.000	16.882	5:26.020
6	1:02.506	21.638	23.906	16.962	6:28.526
7	1:02.490	21.609	23.902	16.979	7:31.016
8	1:02.461	21.734	23.891	16.836	8:33.477
9	1:02.475	21.734	23.835	16.906	9:35.952

CAD

CEK2019 - RECAS

Carrera 2 (C2)

Vuelta a vuelta

Valor informativo. No Oficial

Vueltas	tiempo por vuelta	Sector 1	Sector 2	Sector 3	Tiempo
10	1:02.855	22.097	23.938	16.820	10:38.807
11	1:02.419	21.628	23.956	16.835	11:41.226
Nº21 ELORZ EGAÑA Ekaitz					
1	1:05.635	23.539	24.957	17.139	1:07.406
2	1:03.007	21.980	24.071	16.956	2:10.413
3	1:02.702	21.770	24.105	16.827	3:13.115
4	1:02.391	21.693	23.868	16.830	4:15.506
5	1:02.506	21.730	23.891	16.885	5:18.012
6	1:02.511	21.674	24.010	16.827	6:20.523
7	1:02.242	21.558	23.864	16.820	7:22.765
8	1:02.647	21.623	24.012	17.012	8:25.412
9	1:04.118	22.012	25.008	17.098	9:29.530
10	1:03.421	22.372	24.129	16.920	10:32.951
11	1:02.739	21.807	23.948	16.984	11:35.690
Nº22 BENITEZ PIZARRO Marc					
1	1:09.876	25.052	26.712	18.112	1:12.352
2	1:08.127	22.064	29.004	17.059	2:20.479
3	1:03.370	21.848	24.405	17.117	3:23.849
4	1:03.042	21.877	24.288	16.877	4:26.891
5	1:02.795	21.692	24.239	16.864	5:29.686
6	1:02.963	21.704	24.351	16.908	6:32.649
7	1:02.818	21.693	24.159	16.966	7:35.467
8	1:02.671	21.714	24.047	16.910	8:38.138
9	1:03.227	21.874	24.337	17.016	9:41.365
10	1:03.403	21.748	24.517	17.138	10:44.768
11	1:03.352	21.926	24.288	17.138	11:48.120
Nº23 NAVAS GARCIA Irene					
1	1:08.899	25.237	26.060	17.602	1:11.579
2	1:04.652	22.193	25.192	17.267	2:16.231
3	1:03.357	21.882	24.414	17.061	3:19.588
4	1:02.875	21.835	24.107	16.933	4:22.463
5	1:03.243	21.697	24.588	16.958	5:25.706
6	1:02.613	21.743	23.958	16.912	6:28.319
7	1:02.534	21.681	23.862	16.991	7:30.853
8	1:02.350	21.686	23.791	16.873	8:33.203
9	1:02.567	21.673	23.875	17.019	9:35.770
10	1:03.323	22.030	24.448	16.845	10:39.093
11	1:03.084	21.611	24.167	17.306	11:42.177
Nº24 QUINTANA BRAVO Luis					
1	1:08.026	24.754	25.855	17.417	1:11.016
2	1:04.494	22.293	25.104	17.097	2:15.510
3	1:03.479	22.045	24.361	17.073	3:18.989
4	1:02.975	21.885	24.063	17.027	4:21.964
5	1:03.060	21.991	24.142	16.927	5:25.024
6	1:02.639	21.754	23.917	16.968	6:27.663
7	1:02.519	21.708	23.790	17.021	7:30.182
8	1:02.712	21.889	23.988	16.835	8:32.894
9	1:02.538	21.724	23.882	16.932	9:35.432
10	1:02.971	21.946	24.126	16.899	10:38.403
11	1:02.713	21.757	23.973	16.983	11:41.116

Vueltas	tiempo por vuelta	Sector 1	Sector 2	Sector 3	Tiempo
Nº25 ESTEBAN RODRIGUEZ Ivan					
1	1:09.013	25.530	25.694	17.789	1:11.866
2	1:12.228	21.997	32.989	17.242	2:24.094
3	1:03.030	21.843	24.178	17.009	3:27.124
4	1:03.150	21.831	24.303	17.016	4:30.274
5	1:02.919	21.746	24.167	17.006	5:33.193
6	1:02.682	21.748	24.063	16.871	6:35.875
7	1:02.510	21.668	23.822	17.020	7:38.385
8	1:02.296	21.572	23.843	16.881	8:40.681
9	1:10.264	21.673	31.331	17.260	9:50.945
Nº26 ALCUBIERRE ZAMORANO Adrian					
1	1:09.359	25.049	26.403	17.907	1:12.867
2	1:08.914	22.114	29.264	17.536	2:21.781
3	1:04.098	21.910	24.932	17.256	3:25.879
4	1:03.491	22.251	24.112	17.128	4:29.370
5	1:02.880	21.766	24.134	16.980	5:32.250
6	1:02.659	21.664	24.007	16.988	6:34.909
7	1:02.519	21.676	23.888	16.955	7:37.428
8	1:02.916	21.812	24.120	16.984	8:40.344
9	1:02.920	21.835	24.082	17.003	9:43.264
10	1:03.328	21.878	24.176	17.274	10:46.592
11	1:04.789	22.655	24.973	17.161	11:51.381
Nº27 DOMINGUEZ ESPINOSA Eduardo					
1	1:06.931	23.907	25.702	17.322	1:10.406
Nº30 MARTINEZ AUGE Oliver					
1	1:06.729	23.886	25.196	17.647	1:08.856
2	1:03.727	22.058	24.582	17.087	2:12.583
3	1:02.929	21.780	24.203	16.946	3:15.512
4	1:02.671	21.702	24.035	16.934	4:18.183
5	1:02.776	21.740	24.206	16.830	5:20.959
6	1:03.202	21.716	24.529	16.957	6:24.161
7	1:02.202	21.616	23.812	16.774	7:26.363
8	1:02.245	21.663	23.758	16.824	8:28.608
9	1:02.341	21.677	23.824	16.840	9:30.949
10	1:03.808	21.777	24.697	17.334	10:34.757
11	1:03.740	22.304	24.408	17.028	11:38.497
Nº31 MARIÑO ESTEVEZ Lucia					
1	1:07.454	24.675	25.311	17.468	1:10.026
2	1:09.795	22.701	29.069	18.025	2:19.821
Nº32 KIM Junho					
1	1:08.772	23.962	26.528	18.282	1:12.113
2	1:12.881	22.005	32.816	18.060	2:24.994
3	1:06.691	23.276	25.544	17.871	3:31.685



























CAD

CEK2019 - RECAS

Documento 17.1

Carrera 2 (C2)

Parrilla de Salida

27	Eduardo DOMINGUEZ ESPINOSA PRAGA / IAME / VEGA		14	
26	Adrian ALCUBIERRE ZAMORANO FA / IAME / VEGA		13	32
				Junho KIM DR / IAME / VEGA
				
25	Ivan ESTEBAN RODRIGUEZ FA / IAME / VEGA		12	24
				Luis QUINTANA BRAVO PAROLIN / IAME / VEGA
				
31	Lucia MARIÑO ESTEVEZ PRAGA / IAME / VEGA		11	23
				Irene NAVAS GARCIA FA / IAME / VEGA
				
16	Adria MUSTIENES GIL TONYKART / IAME / VEGA		10	22
				Marc BENITEZ PIZARRO CROC PROMOTION / IAME / VEGA
				
5	Bogdan IONUT BRIE FA KART / IAME / VEGA		9	9
				Luis FERNANDEZ GARCIA FA KART / IAME / VEGA
				
30	Oliver MARTINEZ AUGE TONYKART / IAME / VEGA		8	17
				Daniel DALLAKYAN POGHOSYAN TONYKART / IAME / VEGA
				
8	Aleix SORIANO RINCON TONYKART / IAME / VEGA		7	10
				Jan PERAL RESURRECCION TONYKART / IAME / VEGA
				
14	Denis ALEXANDRU CURAVALE EKR / IAME / VEGA		6	20
				Mariano ESTEBAN RODRIGUEZ FA / IAME / VEGA
				
21	Ekaitz ELORZ EGAÑA FA / IAME / VEGA		5	15
				Edward ROBINSON LLITERAS PAROLIN / IAME / VEGA
				
12	Guillermo DELGADO MARTINEZ-AC BIREL / IAME / VEGA		4	3
				Ivan ARIAS CHAVARRI TONYKART / IAME / VEGA
				
18	Poi CHAOS RIVERO FA / IAME / VEGA		3	7
				Alberto HURTADO GONZALEZ TONYKART / IAME / VEGA
				
2	Aaron GARCIA LOPEZ FA / IAME / VEGA		2	4
				Juan COTA ALONSO PAROLIN / IAME / VEGA
				
6	Lucas Jack FLUXA CROSS PRAGA / IAME / VEGA		1	1
				Adrian MALHEIRO SUÑE PRAGA / IAME / VEGA
				

POLE POSITION



Salida : 28/04 - 14:50 11 Total = 14.080 km

CEK 2019 RECAS (España) 26-28/04/2019

RGMMC

Página 1 / 1

Apex Timing 