

Final (FIN)

Document 56.1 OFFICIAL

OK DEF. RESULTS

Rnk	No.	Entrant	Nat E.	Driver	Nat D.	Equipment	Time	Laps	Best Lap	Gap	Interv.	Sector 1	Sector 2	Sector 3	Penalty
1	▲3	353 RICKY FLYNN MOTORSPORT	GBR	Aron Paul	ITA	Fa Alonso / Vortex / Bridgestone	15:16.877	18	49.668			19.539	15.305	14.824	
2	▲4	325 FORMULA K	ITA	Meguetounif Sami	ITA	Formula K / Tm / Bridgestone	15:17.423	18	49.634	0.546	0.546	19.567	15.216	14.851	
3	▼2	346 LENNOX RACING TEAM	GBR	Griggs Luca	ITA	Exprit / Vortex / Bridgestone	15:16.614	18	49.733	0.737	0.191	19.538	15.234	14.961	+1.000
4	▲8	380 TEAM OAKES	GBR	Dimitrov Georgi	ITA	Exprit / Vortex / Bridgestone	15:19.216	18	49.672	2.339	1.602	19.510	15.213	14.949	
5	▼2	349 BIREL ART RACING	ITA	Pizzi Francesco	ITA	Birel Art / Tm / Bridgestone	15:19.829	18	49.770	2.952	0.613	19.528	15.365	14.877	
6	▲3	351 RICKY FLYNN MOTORSPORT	GBR	Askey Kai	ITA	Fa Alonso / Vortex / Bridgestone	15:24.492	18	49.920	7.615	4.663	19.730	15.334	14.856	
7	▲4	304 WARD RACING	SWE	Smal Kirill	RUS	Tony Kart / Vortex / Bridgestone	15:23.769	18	49.432	9.892	2.277	19.436	15.147	14.849	
8	▲21	347 TONY KART RACING TEAM	ITA	Van Hoepen Laurens	NLD	Tony Kart / Vortex / Bridgestone	15:28.671	18	49.878	11.794	1.902	19.619	15.324	14.935	
9	▲9	390 KR MOTOR SPORT	SWE	Barnard Taylor	SWE	Kr / Parilla / Bridgestone	15:29.752	18	49.810	12.875	1.081	19.702	15.259	14.849	
10	=	301 DPK RACING	ESP	Gomez Gutierrez	ESP	Fa Kart / lame / Bridgestone	15:22.435	18	49.893	15.558	2.683	19.670	15.270	14.953	+10.000
11	▲14	367 BABY RACE DRIVER ACADEMY	ITA	Srizhan Alexey	RUS	Tony Kart / Vortex / Bridgestone	15:33.764	18	50.032	16.887	1.329	19.640	15.297	15.095	
12	▼5	366 BABY RACE DRIVER ACADEMY	ITA	Bedrin Nikita	RUS	Tony Kart / Vortex / Bridgestone	15:34.847	18	48.802	17.970	1.083				
13	▲3	332 ENERGY CORSE SRL	ITA	Day Jamie	GBR	Energy / Tm / Bridgestone	15:35.106	18	49.922	18.229	0.259	19.564	15.381	14.977	
14	▼6	305 WARD RACING	SWE	Beganovic Dino	SWE	Tony Kart / Vortex / Bridgestone	15:25.804	18	49.759	18.927	0.698	19.509	15.291	14.959	+10.000
15	▲13	303 KOSMIC RACING DEPARTEMENT	ITA	Hadrien David	FRA	Kosmic / Vortex / Bridgestone	15:35.880	18	49.800	19.003	0.076	19.609	15.231	14.960	
16	▲10	336 CRG SPA	ITA	Giardelli Luca	ITA	Crq / Tm / Bridgestone	15:36.120	18	49.964	19.243	0.240	19.619	15.365	14.980	
17	▲4	329 TB KART SRL	ITA	Villa Edoardo	ITA	Tb Kart / Tm / Bridgestone	15:36.866	18	50.047	19.989	0.746	19.559	15.457	15.031	
18	▲1	303 WARD RACING	SWE	Øgaard Sebastian	NOR	Tony Kart / Vortex / Bridgestone	15:36.903	18	49.887	20.026	0.037	19.644	15.249	14.994	
19	▲8	355 RICKY FLYNN MOTORSPORT	GBR	Rees Matthew	GBR	Fa Alonso / Vortex / Bridgestone	15:37.064	18	50.192	20.187	0.161	19.804	15.401	14.987	
20	▼3	309 TB RACING TEAM	ITA	Sasse Hugo	GER	Kr / Parilla / Bridgestone	15:37.092	18	49.861	20.215	0.028	19.629	15.300	14.932	
21	▲13	306 WARD RACING	SWE	Soldatov Maksim	RUS	Tony Kart / Vortex / Bridgestone	15:39.024	18	49.874	22.147	1.932	19.582	15.227	15.065	
22	▲10	362 CRG SPA	ITA	Spina Alfio	ITA	Crq / Tm / Bridgestone	15:39.163	18	49.788	22.286	0.139	19.611	15.302	14.875	
23	▼1	385 ENERGY CORSE SRL	ITA	Paparo Michael	ITA	Energy / Tm / Bridgestone	15:39.331	18	49.912	22.454	0.168	19.636	15.375	14.901	
24	▲9	356 CRG SPA	ITA	Trulli Enzo	ITA	Crq / Tm / Bridgestone	15:39.514	18	49.846	22.637	0.183	19.647	15.319	14.880	
25	▲6	383 PAROLIN RACING KART	ITA	Cenedese Alessandro	ITA	Parolin / lame / Bridgestone	15:45.345	18	50.077	28.468	5.831	19.660	15.329	15.088	
26	▲4	319 LOTUS	GBR	Zanfari Suleiman	MAR	Tony Kart / Vortex / Bridgestone	15:51.151	18	50.729	34.274	5.806	19.707	15.627	15.395	
27	▼14	389 KR MOTOR SPORT	SWE	Amand Marcus	SWE	Kr / Parilla / Bridgestone	13:51.828	16	50.193	2 Laps	2 Laps	19.713	15.432	15.048	
28	▼4	375 TONY KART RACING TEAM	ITA	Montoya Sebastian	COL	Tony Kart / Vortex / Bridgestone	15:51.884	16	50.097	2 Laps	2:00.056	19.697	15.287	15.113	
29	▼14	320 FORZA RACING	GBR	Van't Hoff Dilano	NLD	Exprit / Tm / Bridgestone	11:13.438	13	49.912	5 Laps	3 Laps	19.579	15.284	15.049	
30	▼28	382 PAROLIN RACING KART	ITA	Mini Gabriele	ITA	Parolin / lame / Bridgestone	9:31.865	11	50.145	7 Laps	2 Laps	19.629	15.359	15.157	
31	▼11	352 RICKY FLYNN MOTORSPORT	GBR	O'Sullivan Zak	GBR	Fa Alonso / Vortex / Bridgestone	2:52.036	3	53.331	15 Laps	8 Laps	20.968	16.283	16.080	
32	▼18	330 PAROLIN RACING KART	ITA	Wharton James	AUS	Parolin / Parilla / Bridgestone	2:11.156	2	1:01.031	16 Laps	1 Lap	25.204	17.988	17.839	
33	▼28	337 CRG SPA	ITA	Bortoleto Gabriel	BRA	Crq / Tm / Bridgestone	1.912	0		18 Laps	2 Laps				
34	▼11	322 KOSMIC RACING DEPARTEMENT	ITA	Camara Rafael	BRA	Kosmic / Vortex / Bridgestone		0		18 Laps					

No.346 Griggs Luca : Time penalty of 1". According to steward's decision n°232

No.301 Gomez Gutierrez : Time penalty of 10". According to steward's decision n°230

No.305 Beganovic Dino : Time penalty of 10". According to steward's decision n°231

Leaders : No.346 Griggs Luca (1-16) / No.353 Aron Paul (17-17) / No.346 Griggs Luca (18-18)

Start Time : 18/02 - 16:04:35

Best Lap : No.366 Bedrin Nikita 48.802 88,52 Kph

Weather : Cloudy Air : 4°C Track : Wet

Previous Event Record : No.382 Mini Gabriele 48.824 88,48 Kph

No.382 06:39 Lap 7

23° WINTER CUP (ITA) 15-18/02/2018

Page 1 / 1

FICR

Apex Timing

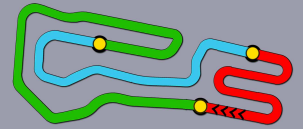


Scan this QR code for live timing



Timing service and charts editing provided by:

Federazione Italiana Cronometristi



OKJ

Final (FIN) Lap Chart

For information purposes. No official / regulatory value

	1	2	3	4	5	6	7	8	9	10	11	12	13	14	15	16	17	18	19	20	21	22	23	24	25	26	27	28	29	30	31	32	33	34
Grid	346	382	349	353	337	325	366	305	351	301	304	380	389	330	320	332	309	390	303	352	329	385	337	375	367	336	355	363	347	319	383	362	356	306
Start	366	346	349	382	337	353	325	351	305	301	304	380	389	320	330	309	332	303	390	329	385	352	367	375	336	363	355	319	347	383	362	356	306	
Lap 1 Interval	346	349	382	353	325	351	301	380	305	366	320	304	309	389	329	332	385	347	390	352	303	367	363	383	355	319	356	306	336	362	330	375		
Lap 2	346	349	382	353	325	351	380	301	305	320	366	309	389	329	304	385	347	390	332	303	367	352	363	355	383	319	356	306	336	362	330	375		
Lap 3	346	349	382	353	325	380	351	301	305	320	366	389	329	304	347	309	332	390	303	385	367	337	355	383	363	356	306	319	336	362	375			
Lap 4	346	349	353	382	325	380	301	351	305	320	366	389	304	347	329	309	332	303	390	367	383	385	355	356	336	363	306	362	319	375				
Lap 5	346	353	349	382	325	380	301	351	305	320	366	389	347	304	329	309	332	303	390	367	355	356	336	363	306	362	385	383	319	375				
Lap 6	346	353	382	349	325	380	301	351	305	320	366	347	389	304	329	332	309	390	367	303	355	356	336	363	306	362	385	383	319	375				
Lap 7	346	353	382	349	325	380	301	351	305	320	366	347	389	304	329	332	309	390	367	303	355	356	336	363	362	385	306	383	319	375				
Lap 8	346	353	382	349	325	380	301	351	305	320	366	347	389	304	329	309	390	367	332	355	303	356	336	363	362	385	306	383	319	375				
Lap 9	346	353	382	349	325	380	301	305	351	320	366	347	304	389	329	309	390	367	332	355	303	336	356	362	363	385	306	383	319	375				
Lap 10	346	353	382	349	325	380	301	305	351	320	366	347	304	389	329	309	390	367	332	355	336	303	356	363	362	385	306	383	319	375				
Lap 11	346	353	325	349	380	337	301	305	351	320	366	347	304	389	309	390	329	367	332	355	336	303	356	363	362	385	306	383	319	375				
Lap 12	346	353	325	349	380	301	320	351	305	366	347	304	389	390	367	332	336	309	355	329	303	356	363	362	385	306	383	319	375					
Lap 13	346	353	325	349	380	301	320	351	305	304	347	366	390	389	367	332	336	309	355	329	303	363	356	362	385	306	383	319	375					
Lap 14	346	353	325	349	380	301	351	305	304	347	366	390	389	367	332	336	309	355	329	303	363	385	306	362	356	383	319	375						
Lap 15	346	353	325	349	380	301	351	305	304	347	390	389	367	336	309	355	329	303	363	385	306	362	356	383	319	375								
Lap 16	346	353	325	380	349	301	351	305	304	347	390	366	337	367	309	336	332	355	329	363	303	385	306	362	356	383	319	375						
Lap 17	353	346	325	380	349	301	351	305	304	347	390	367	366	332	309	329	336	363	355	303	306	362	385	356	383	319								
Lap 18	346	353	325	380	349	301	351	305	304	347	390	367	366	332	363	336	329	303	355	309	306	362	385	356	383	319								

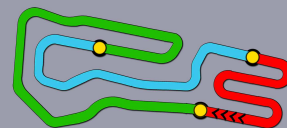


Scan this QR code for live timing



Timing service and charts editing provided by:

**Federazione Italiana
Cronometristi**



OKJ

Final (FIN) Analysis

For information purposes. No official / regulatory value

Laps	Sector 1	Sector 2	Sector 3	Lap Time
No.301 Gomez Gutierrez				
1	22.795	18.910	16.352	58.057
2	20.783	16.366	16.079	53.228
3	20.501	15.959	15.458	51.918
4	20.189	15.812	15.469	51.470
5	19.980	15.624	15.370	50.974
6	20.034	15.581	15.353	50.968
7	19.808	15.451	15.262	50.521
8	19.949	15.489	15.212	50.650
9	19.811	15.365	15.093	50.269
10	19.790	15.301	15.064	50.155
11	19.852	15.694	15.460	51.006
12	19.853	15.391	15.096	50.340
13	19.773	15.321	15.014	50.108
14	19.705	15.321	14.988	50.014
15	19.630	15.294	15.034	49.958
16	19.600	15.310	15.028	49.938
17	19.670	15.270	14.953	49.893
18	19.574	15.328	15.312	50.214

Laps	Sector 1	Sector 2	Sector 3	Lap Time
No.303 Ögaard Sebastian				
1	25.461	17.872	16.965	1:00.298
2	20.865	16.937	15.759	53.561
3	21.107	16.190	15.680	52.977
4	20.376	15.837	15.754	51.967
5	20.233	15.954	16.291	52.478
6	20.626	15.781	15.487	51.894
7	20.087	15.607	15.387	51.081
8	19.912	15.741	15.842	51.495
9	19.911	15.690	15.248	50.849
10	19.729	15.900	15.845	51.474
11	20.268	15.494	15.548	51.310
12	19.895	15.362	15.167	50.424
13	19.798	15.299	15.043	50.140
14	19.785	15.279	15.010	50.074
15	19.644	15.249	14.994	49.887
16	19.736	15.279	15.557	50.572
17	19.729	15.559	15.911	51.199
18	19.910	15.487	15.563	50.960

Laps	Sector 1	Sector 2	Sector 3	Lap Time
No.304 Smal Kirill				
1	22.881	19.459	16.963	59.303
2	21.212	16.550	17.476	55.238
3	20.261	16.484	15.825	52.570
4	20.156	15.909	15.597	51.662
5	20.629	16.282	15.745	52.656

Laps	Sector 1	Sector 2	Sector 3	Lap Time
6	20.157	15.817	15.434	51.408
7	19.879	15.421	15.240	50.540
8	20.072	15.479	15.200	50.751
9	19.704	15.663	15.106	50.473
10	19.575	15.480	15.031	50.086
11	19.496	15.287	15.124	49.907
12	19.740	15.563	15.477	50.780
13	19.970	15.475	15.039	50.484
14	19.579	15.314	14.986	49.879
15	19.474	15.219	14.950	49.643
16	19.484	15.199	14.891	49.574
17	19.439	15.188	14.881	49.508
18	19.436	15.147	14.849	49.432

Laps	Sector 1	Sector 2	Sector 3	Lap Time
No.305 Beganovic Dino				
1	23.023	18.924	16.880	58.827
2	20.790	16.736	15.800	53.326
3	20.388	15.956	15.437	51.781
4	20.083	15.849	15.510	51.442
5	19.962	15.639	15.309	50.910
6	19.847	15.665	15.368	50.880
7	19.745	15.540	15.213	50.498
8	19.857	15.595	15.227	50.679
9	19.948	15.432	15.138	50.518
10	19.715	15.428	15.061	50.204
11	19.693	15.372	15.356	50.421
12	19.800	15.510	16.818	52.128
13	20.963	15.583	15.197	51.743
14	19.724	15.388	15.089	50.201
15	19.636	15.278	15.029	49.943
16	19.552	15.368	14.971	49.891
17	19.554	15.318	15.101	49.973
18	19.509	15.291	14.959	49.759

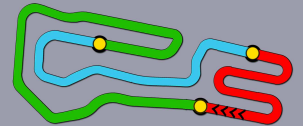
Laps	Sector 1	Sector 2	Sector 3	Lap Time
No.306 Soldatov Maksim				
1	24.043	18.808	17.015	59.866
2	20.960	16.156	15.845	52.961
3	20.490	16.824	15.780	53.094
4	20.679	16.316	16.096	53.091
5	20.772	15.947	15.589	52.308
6	20.064	15.874	15.925	51.863
7	20.629	16.948	16.044	53.621
8	20.060	15.630	15.580	51.270
9	19.860	15.580	15.367	50.807
10	19.753	15.549	15.702	51.004
11	19.952	15.518	15.283	50.753

Laps	Sector 1	Sector 2	Sector 3	Lap Time
12	19.777	15.316	15.248	50.341
13	19.706	15.358	15.205	50.269
14	19.572	15.247	15.148	49.967
15	19.582	15.227	15.065	49.874
16	19.555	15.569	15.007	50.131
17	19.527	15.470	15.497	50.494
18	19.558	15.256	15.099	49.913

Laps	Sector 1	Sector 2	Sector 3	Lap Time
No.309 Sasse Hugo				
1	22.494	19.126	16.864	58.484
2	21.210	16.964	15.957	54.131
3	20.655	16.891	16.544	54.090
4	20.306	15.970	15.804	52.080
5	20.379	15.934	16.367	52.680
6	20.112	15.616	15.680	51.408
7	20.052	15.546	15.435	51.033
8	20.034	15.630	15.235	50.899
9	19.863	15.427	15.178	50.468
10	19.681	15.371	15.006	50.058
11	19.747	15.619	15.321	50.687
12	19.828	15.562	17.200	52.590
13	19.810	15.362	14.960	50.132
14	19.629	15.300	14.932	49.861
15	19.581	15.283	15.201	50.065
16	19.609	15.342	14.915	49.866
17	19.964	16.036	15.698	51.698
18	20.077	15.859	17.151	53.087

Laps	Sector 1	Sector 2	Sector 3	Lap Time
No.319 Zanfari Suleiman				
1	24.597	18.587	16.872	1:00.056
2	20.879	16.478	16.189	53.546
3	20.613	17.397	15.870	53.880
4	20.914	17.324	16.818	55.056
5	20.477	16.286	17.428	54.191
6	20.383	16.360	15.835	52.578
7	20.377	15.933	15.674	51.984
8	20.115	15.860	15.633	51.608
9	19.978	15.998	15.594	51.570
10	20.001	15.736	15.540	51.277
11	19.911	15.683	15.432	51.026
12	19.851	15.694	16.380	51.925
13	19.834	15.731	15.453	51.018
14	19.818	15.806	16.388	52.012
15	19.787	15.659	15.400	50.846
16	19.746	15.591	15.410	50.747
17	19.707	15.627	15.395	50.729





OKJ

Final (FIN) Analysis

For information purposes. No official / regulatory value

Laps	Sector 1	Sector 2	Sector 3	Lap Time
18	19.685	15.601	15.693	50.979
No.320 Van't Hoff Dilano				
1	22.521	18.941	16.935	58.397
2	21.084	16.590	15.795	53.469
3	20.262	16.009	15.683	51.954
4	20.182	15.809	15.420	51.411
5	19.826	15.626	15.286	50.738
6	19.914	15.506	15.290	50.710
7	19.748	15.639	15.244	50.631
8	19.711	15.484	15.269	50.464
9	19.738	15.658	15.224	50.620
10	19.712	15.435	15.160	50.307
11	19.663	15.415	15.102	50.180
12	19.708	15.369	15.933	51.010
13	19.579	15.284	15.049	49.912

Laps	Sector 1	Sector 2	Sector 3	Lap Time
No.325 Meguetounif Sami				
1	22.756	18.164	16.337	57.257
2	20.624	16.154	15.959	52.737
3	20.434	15.849	15.504	51.787
4	20.043	15.701	15.513	51.257
5	19.902	15.581	15.355	50.838
6	20.016	15.601	15.323	50.940
7	20.049	15.440	15.303	50.792
8	19.916	15.523	15.236	50.675
9	19.798	15.423	15.032	50.253
10	19.743	15.305	15.038	50.086
11	19.577	15.367	15.082	50.026
12	19.691	15.304	15.002	49.997
13	19.674	15.269	14.958	49.901
14	19.622	15.232	14.935	49.789
15	19.686	15.223	14.949	49.858
16	19.604	15.153	14.917	49.674
17	19.567	15.216	14.851	49.634
18	19.588	15.211	14.873	49.672

Laps	Sector 1	Sector 2	Sector 3	Lap Time
No.329 Villa Edoardo				
1	22.039	19.306	16.999	58.344
2	21.054	16.788	15.973	53.815
3	20.608	16.532	15.763	52.903
4	20.507	16.191	16.030	52.728
5	20.049	16.152	16.171	52.372
6	19.971	15.659	15.748	51.378
7	19.801	15.565	15.333	50.699
8	19.832	15.565	15.475	50.872
9	19.734	15.508	15.237	50.479

Laps	Sector 1	Sector 2	Sector 3	Lap Time
10	19.696	15.593	15.232	50.521
11	19.812	15.669	16.026	51.507
12	19.760	15.435	17.355	52.550
13	19.753	15.417	15.161	50.331
14	19.559	15.457	15.031	50.047
15	19.813	15.575	14.958	50.346
16	19.776	15.341	15.418	50.535
17	19.820	15.297	15.153	50.270
18	19.825	15.824	16.822	52.471

Laps	Sector 1	Sector 2	Sector 3	Lap Time
No.330 Wharton James				
1	22.918	19.971	23.514	1:06.403
2	25.204	17.988	17.839	1:01.031

Laps	Sector 1	Sector 2	Sector 3	Lap Time
No.332 Day Jamie				
1	23.818	18.196	17.068	59.082
2	20.949	17.001	16.809	54.759
3	20.847	15.962	15.828	52.637
4	20.360	15.881	15.989	52.230
5	20.193	15.964	16.352	52.509
6	20.101	15.647	15.440	51.188
7	19.988	15.482	15.583	51.053
8	20.183	15.854	15.857	51.894
9	19.924	15.788	15.157	50.869
10	19.736	15.390	15.391	50.517
11	19.818	15.513	15.144	50.475
12	19.780	15.342	15.288	50.410
13	19.564	15.381	14.977	49.922
14	19.658	15.418	15.031	50.107
15	19.590	15.428	15.758	50.776
16	19.839	15.334	15.078	50.251
17	19.766	15.855	15.381	51.002
18	20.136	15.860	15.279	51.275

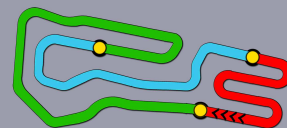
Laps	Sector 1	Sector 2	Sector 3	Lap Time
No.336 Giardelli Luca				
1	27.494	17.739	16.778	1:02.011
2	20.744	16.317	16.345	53.406
3	20.500	16.472	15.760	52.732
4	20.553	16.271	15.537	52.361
5	20.559	16.060	15.362	51.981
6	20.046	15.690	15.258	50.994
7	19.958	15.739	15.146	50.843
8	19.965	15.638	15.133	50.736
9	19.866	15.512	15.028	50.406
10	19.807	15.596	15.036	50.439
11	19.784	15.518	14.937	50.239
12	19.828	15.414	15.101	50.343

Laps	Sector 1	Sector 2	Sector 3	Lap Time
13	19.619	15.365	14.980	49.964
14	19.557	15.425	15.040	50.022
15	19.601	15.305	15.293	50.199
16	19.656	15.346	15.325	50.327
17	19.837	15.934	16.888	52.659
18	19.814	15.498	15.541	50.853

Laps	Sector 1	Sector 2	Sector 3	Lap Time
No.346 Griggs Luca				
1	21.645	16.527	16.100	54.272
2	20.543	16.183	15.745	52.471
3	20.247	15.956	15.521	51.724
4	20.034	15.796	15.417	51.247
5	19.942	15.709	15.261	50.912
6	19.852	15.572	15.407	50.831
7	19.810	15.519	15.204	50.533
8	19.776	15.401	15.200	50.377
9	19.774	15.313	15.094	50.181
10	19.645	15.320	15.118	50.083
11	19.648	15.374	15.141	50.163
12	19.631	15.339	15.038	50.008
13	19.593	15.285	15.147	50.025
14	19.572	15.319	15.016	49.907
15	19.538	15.234	14.961	49.733
16	19.641	15.261	14.991	49.893
17	19.532	15.256	15.466	50.254
18	20.543	16.609	15.331	52.483

Laps	Sector 1	Sector 2	Sector 3	Lap Time
No.347 Van Hoepen Laurens				
1	22.707	17.865	17.067	57.639
2	21.200	16.545	16.138	53.883
3	20.510	16.116	15.939	52.565
4	20.181	16.102	15.593	51.876
5	20.110	15.681	15.413	51.204
6	19.995	15.730	15.349	51.074
7	19.848	15.475	15.686	51.009
8	19.859	15.512	15.244	50.615
9	19.811	15.488	15.121	50.420
10	19.766	15.422	15.191	50.379
11	19.767	15.532	15.159	50.458
12	19.838	15.399	15.710	50.947
13	20.169	15.510	15.051	50.730
14	19.620	15.255	15.041	49.916
15	19.643	15.287	15.035	49.965
16	19.576	15.290	15.106	49.972
17	19.619	15.324	14.935	49.878
18	19.646	15.305	15.061	50.012





OKJ

Final (FIN) Analysis

For information purposes. No official / regulatory value

Laps	Sector 1	Sector 2	Sector 3	Lap Time
No.349 Pizzi Francesco				
1	21.720	16.539	16.010	54.269
2	20.711	16.057	15.830	52.598
3	20.321	15.975	15.608	51.904
4	20.167	15.979	15.478	51.624
5	20.063	15.689	15.641	51.393
6	20.290	15.749	15.396	51.435
7	19.927	15.873	15.729	51.529
8	20.019	15.735	15.190	50.944
9	19.923	15.539	15.160	50.622
10	19.642	15.525	15.119	50.286
11	19.681	15.584	15.486	50.751
12	19.669	15.461	15.122	50.252
13	19.595	15.465	15.089	50.149
14	19.633	15.391	15.044	50.068
15	19.722	15.345	14.999	50.066
16	19.588	15.454	15.281	50.323
17	19.528	15.365	14.877	49.770
18	19.594	15.424	15.030	50.048

Laps	Sector 1	Sector 2	Sector 3	Lap Time
No.351 Askey Kai				
1	23.011	18.664	16.353	58.028
2	20.838	16.301	15.811	52.950
3	20.326	15.922	15.815	52.063
4	20.245	15.890	15.867	52.002
5	20.164	15.630	15.333	51.127
6	19.949	15.709	15.270	50.928
7	19.813	15.529	15.238	50.580
8	19.830	15.563	15.357	50.750
9	20.183	15.624	15.077	50.884
10	19.815	15.421	15.042	50.278
11	19.769	15.392	15.043	50.204
12	20.075	15.497	15.902	51.474
13	19.821	15.331	15.103	50.255
14	19.726	15.480	15.080	50.286
15	19.783	15.315	14.970	50.068
16	19.664	15.358	15.026	50.048
17	19.730	15.334	14.856	49.920
18	19.758	15.364	15.080	50.202

Laps	Sector 1	Sector 2	Sector 3	Lap Time
No.352 O'Sullivan Zak				
1	23.530	18.627	17.269	59.426
2	20.832	17.573	15.946	54.351
3	20.968	16.283	16.080	53.331

Laps	Sector 1	Sector 2	Sector 3	Lap Time
No.353 Aron Paul				
1	22.696	16.744	15.938	55.378

Laps	Sector 1	Sector 2	Sector 3	Lap Time
2	20.680	16.097	15.639	52.416
3	20.146	15.769	15.385	51.300
4	20.002	15.983	15.454	51.439
5	19.868	15.666	15.264	50.798
6	19.891	15.663	15.208	50.762
7	19.704	15.444	15.098	50.246
8	19.661	15.378	15.002	50.041
9	19.701	15.328	14.982	50.011
10	19.641	15.693	15.004	50.338
11	19.693	15.459	14.910	50.062
12	19.553	15.375	15.054	49.982
13	19.591	15.332	14.857	49.780
14	19.549	15.349	14.908	49.806
15	19.539	15.305	14.824	49.668
16	19.621	15.343	14.850	49.814
17	19.626	15.298	15.121	50.045
18	20.813	16.839	15.233	52.885

Laps	Sector 1	Sector 2	Sector 3	Lap Time
No.355 Rees Matthew				
1	24.390	18.482	17.166	1:00.038
2	20.807	16.596	15.795	53.198
3	20.811	16.141	16.203	53.155
4	20.349	16.400	16.245	52.994
5	20.230	15.943	15.426	51.599
6	20.117	15.696	15.399	51.212
7	19.972	15.520	15.270	50.762
8	19.850	15.594	15.456	50.900
9	19.913	15.773	15.158	50.844
10	19.897	15.612	15.126	50.635
11	19.773	15.561	15.072	50.406
12	19.799	15.445	15.737	50.981
13	19.907	15.333	15.010	50.250
14	19.804	15.401	14.987	50.192
15	19.928	15.366	15.053	50.347
16	20.081	15.464	15.134	50.679
17	20.317	15.401	16.116	51.834
18	19.746	15.439	15.997	51.182

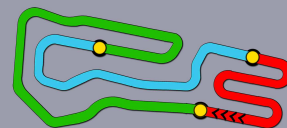
Laps	Sector 1	Sector 2	Sector 3	Lap Time
No.356 Trulli Enzo				
1	23.926	18.700	16.701	59.327
2	20.727	16.533	16.028	53.288
3	20.627	16.767	15.698	53.092
4	20.985	16.011	15.482	52.478
5	20.797	15.787	15.369	51.953
6	20.242	15.626	15.201	51.069
7	20.056	15.453	15.132	50.641

Laps	Sector 1	Sector 2	Sector 3	Lap Time
8	20.082	15.548	15.426	51.056
9	20.357	17.467	15.410	53.234
10	20.125	15.531	15.058	50.714
11	19.883	15.425	15.057	50.365
12	19.825	15.309	15.006	50.140
13	19.839	16.438	15.489	51.766
14	20.553	15.699	16.697	52.949
15	19.690	15.578	15.024	50.292
16	19.779	15.585	14.849	50.213
17	19.646	15.252	14.992	49.890
18	19.647	15.319	14.880	49.846

Laps	Sector 1	Sector 2	Sector 3	Lap Time
No.362 Spina Alfio				
1	24.010	18.965	17.712	1:00.687
2	21.140	16.560	16.023	53.723
3	20.499	16.427	15.795	52.721
4	20.761	16.602	15.711	53.074
5	20.248	15.982	16.090	52.320
6	20.119	15.790	15.338	51.247
7	20.108	15.825	15.187	51.120
8	19.993	15.602	15.123	50.718
9	19.791	15.826	15.454	51.071
10	19.964	15.687	15.776	51.427
11	19.799	15.491	15.159	50.449
12	19.841	15.418	15.058	50.317
13	19.682	15.473	15.387	50.542
14	20.385	15.947	16.400	52.732
15	19.721	15.362	14.999	50.082
16	19.611	15.302	14.875	49.788
17	19.556	15.375	15.357	50.288
18	19.617	15.312	14.949	49.878

Laps	Sector 1	Sector 2	Sector 3	Lap Time
No.363 Hadrien David				
1	24.734	17.943	16.576	59.253
2	20.917	17.042	15.970	53.929
3	21.178	16.825	15.907	53.910
4	21.383	16.112	15.999	53.494
5	20.574	16.004	15.510	52.088
6	20.586	15.771	15.480	51.837
7	20.027	15.576	15.277	50.880
8	20.038	15.521	15.230	50.789
9	19.903	16.253	15.902	52.058
10	19.875	15.558	15.328	50.761
11	19.695	15.412	15.111	50.218
12	19.688	15.313	15.124	50.125
13	19.545	15.341	15.055	49.941





OKJ

Final (FIN) Analysis

For information purposes. No official / regulatory value

Laps	Sector 1	Sector 2	Sector 3	Lap Time
14	19.557	15.351	14.961	49.869
15	19.587	15.280	14.946	49.813
16	19.609	15.231	14.960	49.800
17	19.555	15.375	16.166	51.096
18	19.718	15.376	15.169	50.263

No.366 Bedrin Nikita				
Laps	Sector 1	Sector 2	Sector 3	Lap Time
1				1:00.513
2				54.058
3				52.780
4				52.001
5				51.554
6				51.311
7				51.167
8				50.814
9				50.513
10				50.523
11				50.515
12				50.688
13				51.701
14				50.304
15				52.849
16				48.802
17				52.184
18				51.291

No.367 Brizhan Alexey				
Laps	Sector 1	Sector 2	Sector 3	Lap Time
1	24.882	17.925	16.814	59.621
2	20.834	16.940	15.869	53.643
3	21.089	16.330	15.815	53.234
4	20.413	15.962	15.963	52.338
5	20.028	15.788	15.980	51.796
6	20.258	15.679	15.284	51.221
7	20.054	15.791	15.514	51.359
8	19.818	15.795	15.298	50.911
9	19.774	15.433	15.133	50.340
10	19.657	15.352	15.239	50.248
11	19.724	15.394	15.463	50.581
12	19.839	15.384	15.432	50.655
13	19.640	15.297	15.095	50.032
14	19.576	15.517	15.400	50.493
15	19.531	15.573	15.107	50.211
16	19.653	15.359	15.162	50.174
17	20.195	15.959	15.364	51.518
18	19.767	15.436	15.040	50.243

No.375 Montoya Sebastian				
Laps	Sector 1	Sector 2	Sector 3	Lap Time
1	2:22.252	18.372	16.956	2:57.580
2	21.385	16.607	17.097	55.089
3	21.016	16.307	17.013	54.336
4	20.627	15.971	15.766	52.364
5	20.359	15.702	15.509	51.570
6	20.140	15.786	15.572	51.498
7	19.931	15.614	15.348	50.893
8	20.019	15.525	15.287	50.831
9	19.882	15.491	15.283	50.656
10	19.727	15.378	15.222	50.327
11	19.821	15.312	15.195	50.328
12	19.844	15.523	15.099	50.466
13	19.697	15.287	15.113	50.097
14	19.687	15.352	15.281	50.320
15	19.726	15.310	15.209	50.245
16	19.730	15.369	15.000	50.099

No.380 Dimitrov Georgi				
Laps	Sector 1	Sector 2	Sector 3	Lap Time
1	22.540	18.995	16.387	57.922
2	20.800	16.221	15.663	52.684
3	20.203	15.874	15.479	51.556
4	20.001	15.876	15.600	51.477
5	19.959	15.675	15.230	50.864
6	19.925	15.544	15.197	50.666
7	19.789	15.440	15.221	50.450
8	19.802	15.380	15.258	50.440
9	19.854	15.447	15.123	50.424
10	19.648	15.512	15.146	50.306
11	19.747	15.486	15.060	50.293
12	19.638	15.361	15.082	50.081
13	19.643	15.302	15.054	49.999
14	19.512	15.342	14.999	49.853
15	19.508	15.289	14.912	49.709
16	19.549	15.339	14.937	49.825
17	19.510	15.213	14.949	49.672
18	19.581	15.246	14.912	49.739

No.382 Mini Gabriele				
Laps	Sector 1	Sector 2	Sector 3	Lap Time
1	21.686	16.591	16.084	54.361
2	20.618	16.198	15.778	52.594
3	20.411	15.885	15.633	51.929
4	20.312	16.535	15.336	52.183
5	19.909	15.549	15.289	50.747
6	20.001	15.499	15.315	50.815
7	19.852	16.309	15.682	51.843

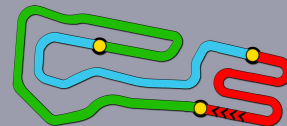
Laps	Sector 1	Sector 2	Sector 3	Lap Time
8	20.021	15.471	15.234	50.726
9	19.855	15.498	15.154	50.507
10	19.629	15.359	15.157	50.145
11	19.551	19.047	15.507	54.105

No.383 Cenedese Alessandro				
Laps	Sector 1	Sector 2	Sector 3	Lap Time
1	24.060	18.259	16.697	59.016
2	20.833	16.722	16.449	54.004
3	20.542	16.278	15.995	52.815
4	20.841	15.976	16.008	52.825
5	20.197	17.271	17.149	54.617
6	20.430	15.787	19.230	55.447
7	20.369	15.775	15.521	51.665
8	20.169	15.644	15.400	51.213
9	20.049	15.752	15.414	51.215
10	20.010	15.490	15.527	51.027
11	20.000	15.417	15.164	50.581
12	19.733	15.460	15.432	50.625
13	19.794	15.413	15.273	50.480
14	19.828	15.930	15.141	50.899
15	19.755	15.506	16.305	51.566
16	19.725	15.536	15.012	50.273
17	19.772	15.356	15.365	50.493
18	19.660	15.329	15.088	50.077

No.385 Paparo Michael				
Laps	Sector 1	Sector 2	Sector 3	Lap Time
1	23.264	18.285	17.226	58.775
2	21.162	16.522	16.151	53.835
3	21.779	16.357	15.703	53.839
4	20.472	16.939	16.389	53.800
5	22.291	16.370	15.908	54.569
6	20.607	15.863	16.409	52.879
7	20.101	15.760	15.453	51.314
8	19.973	15.689	15.322	50.984
9	19.916	15.655	15.261	50.832
10	19.856	15.594	15.211	50.661
11	19.780	15.542	15.138	50.460
12	19.713	15.432	15.227	50.372
13	19.695	15.481	15.004	50.180
14	19.601	15.873	15.214	50.688
15	19.561	15.343	15.036	49.940
16	19.563	15.748	14.978	50.289
17	19.575	15.576	15.931	51.082
18	19.636	15.375	14.901	49.912

No.389 Amand Marcus				
Laps	Sector 1	Sector 2	Sector 3	Lap Time
1	22.458	19.627	17.224	59.309





OKJ

Final (FIN) Analysis

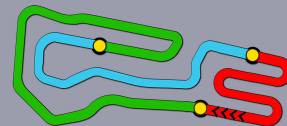
For information purposes. No official / regulatory value

Laps	Sector 1	Sector 2	Sector 3	Lap Time
2	21.126	16.740	15.984	53.850
3	20.637	16.215	15.825	52.677
4	20.315	16.008	15.718	52.041
5	20.152	15.855	15.549	51.556
6	20.115	15.966	15.718	51.799
7	20.018	15.751	15.422	51.191
8	19.937	15.713	15.430	51.080
9	20.101	15.698	15.256	51.055
10	19.768	15.602	15.236	50.606
11	19.880	15.674	15.504	51.058
12	19.761	15.495	15.196	50.452
13	19.782	15.375	15.485	50.642
14	19.715	15.567	15.170	50.452
15	19.713	15.432	15.048	50.193
16	19.670	15.409	15.289	50.368

No.390 Barnard Taylor

1	22.591	19.895	17.078	59.564
2	21.191	16.631	16.047	53.869
3	20.721	15.983	16.488	53.192
4	20.643	15.971	15.653	52.267
5	20.225	15.946	16.253	52.424
6	20.183	15.643	15.275	51.101
7	20.106	15.771	15.300	51.177
8	20.055	15.794	15.136	50.985
9	19.741	15.489	15.077	50.307
10	19.693	15.399	15.059	50.151
11	19.683	15.602	15.433	50.718
12	19.868	15.387	15.045	50.300
13	19.690	15.427	15.037	50.154
14	19.589	15.342	14.997	49.928
15	19.597	15.369	14.866	49.832
16	19.702	15.259	14.849	49.810
17	19.533	15.334	14.955	49.822
18	19.630	15.364	14.847	49.841





OKJ

Final (FIN)
Starting Grid

Document 55.1 OFFICIAL

306	Soldatov Maksim Tony Kart / Vortex / Bridgestone	85 Points	17	356	Trulli Enzo Crg / Tm / Bridgestone	83 Points
362	Spina Alfio Crg / Tm / Bridgestone	82 Points	16	383	Cenedese Alessandro Parolin / Iame / Bridgestone	79 Points
319	Zanfari Suleiman Tony Kart / Vortex / Bridgestone	78 Points	15	347	Van Hoepen Laurens Tony Kart / Vortex / Bridgestone	77 Points
363	Hadrien David Kosmic / Vortex / Bridgestone	73 Points	14	355	Rees Matthew Fa Alonso / Vortex / Bridgestone	72 Points
336	Giardelli Luca Crg / Tm / Bridgestone	70 Points	13	367	Brizhan Alexey Tony Kart / Vortex / Bridgestone	67 Points
375	Montoya Sebastian Tony Kart / Vortex / Bridgestone	65 Points	12	322	Camara Rafael Kosmic / Vortex / Bridgestone	63 Points
385	Paparo Michael Energy / Tm / Bridgestone	60 Points	11	329	Villa Edoardo Tb Kart / Tm / Bridgestone	60 Points
352	O'Sullivan Zak Fa Alonso / Vortex / Bridgestone	58 Points	10	303	Øgaard Sebastian Tony Kart / Vortex / Bridgestone	51 Points
390	Barnard Taylor Kr / Parilla / Bridgestone	50 Points	9	309	Sasse Hugo Kr / Parilla / Bridgestone	49 Points
332	Day Jamie Energy / Tm / Bridgestone	49 Points	8	320	Van't Hoff Dilano Exprit / Tm / Bridgestone	48 Points
330	Wharton James Parolin / Parilla / Bridgestone	46 Points	7	389	Amand Marcus Kr / Parilla / Bridgestone	39 Points
380	Dimitrov Georgi Exprit / Vortex / Bridgestone	37 Points	6	304	Smal Kirill Tony Kart / Vortex / Bridgestone	35 Points
301	Gomez Gutierrez Fa Kart / Iame / Bridgestone	31 Points	5	351	Askey Kai Fa Alonso / Vortex / Bridgestone	31 Points
305	Beganovic Dino Tony Kart / Vortex / Bridgestone	31 Points	4	366	Bedrin Nikita Tony Kart / Vortex / Bridgestone	29 Points
325	Meguetounif Sami Formula K / Tm / Bridgestone	27 Points	3	337	Bortoleto Gabriel Crg / Tm / Bridgestone	24 Points
353	Aron Paul Fa Alonso / Vortex / Bridgestone	22 Points	2	349	Pizzi Francesco Birel Art / Tm / Bridgestone	21 Points
382	Mini Gabriele Parolin / Iame / Bridgestone	15 Points	1	346	Griggs Luca Exprit / Vortex / Bridgestone	10 Points

POLE POSITION



Start : 18/02 - 15:30 18 Laps = 21,600 Km

23° WINTER CUP (ITA) 15-18/02/2018

Page 1 / 1

FICR

Apex Timing



Scan this QR code for live timing



Timing service and charts editing provided by:

**Federazione Italiana
Cronometristi**