




Brands Hatch

4th & 5th July 2026



(8c,8d,8e,13a,13b)

Practice 3 (Saturday)

Document 2

Results

Subject to scrutineering & sporting investigations

Rnk	No.	Class	Rider	Entry	Laps	Best lap	mph	In Lap	Gap	Interv.	2nd Best
1	16	13a	Luke Macrae	Honda / CB / (500)	11	54.961	79.13	10			55.131
2	42	8d	Alex Sinclair	Ducati / (500)	7	55.937	77.74	7	0.976	0.976	56.256
3	25	13b	Gareth Asquith	Suzuki / SV / (650)	11	57.172	76.07	4	2.211	1.235	57.450
4	13	13b	Marcus Greer	Suzuki / MiniTwin / (650)	10	57.242	75.97	8	2.281	0.070	57.288
5	80	13a	Sam Long	Honda / CB / (500)	10	57.482	75.65	10	2.521	0.240	58.560
6	127	13a	Jordan Giddings	Honda / CB / (500)	10	57.528	75.59	8	2.567	0.046	58.070
7	908	13b	Robert Francom	Suzuki / SV / (650)	10	57.781	75.26	8	2.820	0.253	57.870
8	18	8c	Kevin Van-de-Worp	Suzuki / GS / (1000)	11	57.902	75.11	4	2.941	0.121	57.948
9	73	8c	Paul Allender	Yamaha / TZ / (750)	10	58.125	74.82	5	3.164	0.223	59.254
10	716	13a	Stephen Davies	Honda / CB / (500)	10	58.968	73.75	8	4.007	0.843	59.282
11	55	8c	Chris Saltinstall	Moto-Guzzi / Le-Mans / (1064)	10	59.490	73.10	10	4.529	0.522	1:00.580
12	88	8e	Rob Lowe	Yamaha / FZ / (599)	10	59.720	72.82	10	4.759	0.230	59.899
13	77	8e	Mark Foster	Yamaha / FZ / (599)	10	1:01.272	70.98	10	6.311	1.552	1:02.501
14	59	8c	Rob Lawton	Laverda / Jota / (1144)	10	1:01.363	70.87	10	6.402	0.091	1:01.721
15	133	8e	Kree Richardson	Yamaha / FZ / (600)	9	1:01.532	70.68	9	6.571	0.169	1:02.210
16	166	13a	Lee Thompson	Honda / CB / (500)	9	1:01.703	70.48	7	6.742	0.171	1:02.485
17	229	8d	Robert Bevan	Honda / XL / (498)	9	1:02.133	69.99	7	7.172	0.430	1:02.433
18	97	8c	Shaun Mulligan	BMW / K1 / (1000)	9	1:02.154	69.97	7	7.193	0.021	1:02.179
19	189	13a	Martin Cockayne	Honda / CB / (500)	2	1:03.136	68.88	2	8.175	0.982	1:06.313
20	446	13a	Kerry Dettloff	Honda / CB / (500)	9	1:03.513	68.47	7	8.552	0.377	1:04.229
21	81	8e	Peter Vickers	Suzuki / GSX-ES / (599)	9	1:03.913	68.04	7	8.952	0.400	1:05.137
22	31	8d	Frank Lemstra	Honda CB / 4 (498)	4	1:05.848	66.04	3	10.887	1.935	1:06.002
23	131	8e	William Dyer	Yamaha / FZ / (600)	9	1:06.169	65.72	8	11.208	0.321	1:06.610
24	36	8d	Gary Bransgrove	Laverda / Monjuic / (500)	4	1:09.841	62.27	4	14.880	3.672	1:10.271
25	311	8d	Ian Sproston	(478)	6	1:11.131	61.14	4	16.170	1.290	1:11.966
26	445	13a	Tim Clough	Honda / CB / (500)	7	1:20.893	53.76	7	25.932	9.762	1:23.067
27	313	13a	Zoe Bool-Jopson	Honda / CB-W / (500)	2	1:28.632	49.07	2	33.671	7.739	1:33.443

Start Time : 04/07 - 09:38:46 / Flag Time : 09:48:47 / End Time : 09:49:44

Best lap : No.16 Luke Macrae

54.961 79.13 mph

Weather : Sunny Air : 20°C Track : Dry

Timekeeper *C. R. Barfe*

Clerk of Course *HSM*

Timekeeper *DM*

Posting Time : **09:59**

Brands 2026 (GBR) 04-05/07/2026

Circuit Timing Ltd

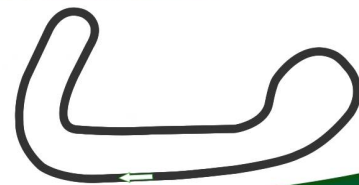
Apex Timing GoRacing **APEX**





Brands Hatch

4th & 5th July 2026



(8c,8d,8e,13a,13b)

Practice 3 (Saturday)

Analysis

For information purposes. No official / regulatory value

Laps	Lap Time
No.13 Marcus Greer	
1	1:08.739
2	1:01.825
3	1:02.151
4	58.081
5	58.432
6	58.118
7	57.727
8	57.242
9	57.810
10	57.288

Laps	Lap Time
No.16 Luke Macrae	
1	57.978
2	56.614
3	55.834
4	55.589
5	58.821
6	55.604
7	55.131
8	56.739
9	55.315
10	54.961
11	56.323

Laps	Lap Time
No.18 Kevin Van-de-Worp	
1	1:02.816
2	59.556
3	58.835
4	57.902
5	58.057
6	57.948
7	58.090
8	58.740
9	59.573
10	58.100
11	58.318

Laps	Lap Time
No.25 Gareth Asquith	
1	1:02.726
2	1:00.219
3	59.207
4	57.172
5	59.108
6	1:00.365

Laps	Lap Time
7	58.715
8	58.665
9	59.118
10	58.295
11	57.450

Laps	Lap Time
No.31 Frank Lemstra	
1	1:11.541
2	1:06.860
3	1:05.848
4	1:06.002

Laps	Lap Time
No.36 Gary Bransgrove	
1	1:14.429
2	1:10.271
3	1:11.016
4	1:09.841

Laps	Lap Time
No.42 Alex Sinclair	
1	1:04.258
2	57.798
3	57.047
4	56.256
5	56.676
6	56.390
7	55.937

Laps	Lap Time
No.55 Chris Saltinstall	
1	1:08.625
2	1:05.874
3	1:03.758
4	1:02.751
5	1:02.013
6	1:01.646
7	1:03.380
8	1:00.814
9	1:00.580
10	59.490

Laps	Lap Time
No.59 Rob Lawton	
1	1:13.133
2	1:06.025
3	1:03.315
4	1:04.236
5	1:01.753
6	1:01.982
7	1:02.675

Laps	Lap Time
8	1:02.479
9	1:01.721
10	1:01.363

Laps	Lap Time
No.73 Paul Allender	
1	1:07.489
2	1:01.761
3	1:00.817
4	59.254
5	58.125
6	59.830
7	1:02.353
8	59.458
9	1:03.065
10	1:05.994

Laps	Lap Time
No.77 Mark Foster	
1	1:11.280
2	1:04.931
3	1:05.378
4	1:03.350
5	1:02.700
6	1:02.501
7	1:02.935
8	1:02.651
9	1:02.872
10	1:01.272

Laps	Lap Time
No.80 Sam Long	
1	1:04.344
2	1:01.857
3	1:01.697
4	59.514
5	59.387
6	1:00.045
7	59.139
8	58.560
9	1:00.708
10	57.482

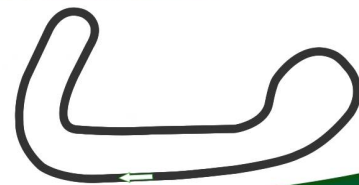
Laps	Lap Time
No.81 Peter Vickers	
1	1:11.209
2	1:07.886
3	1:06.989
4	1:07.089
5	1:05.137





Brands Hatch

4th & 5th July 2026



(8c,8d,8e,13a,13b)

Practice 3 (Saturday) Analysis

For information purposes. No official / regulatory value

Laps	Lap Time
6	1:05.603
7	1:03.913
8	1:06.536
9	1:06.791
No.88 Rob Lowe	
1	1:10.553
2	1:04.140
3	1:03.273
4	1:00.539
5	1:00.082
6	59.899
7	1:01.189
8	59.971
9	1:00.761
10	59.720
No.97 Shaun Mulligan	
1	1:13.443
2	1:07.376
3	1:06.023
4	1:06.776
5	1:02.765
6	1:02.701
7	1:02.154
8	1:03.232
9	1:02.179
No.127 Jordan Giddings	
1	1:04.720
2	1:00.686
3	1:00.183
4	59.263
5	58.556
6	58.429
7	58.070
8	57.528
9	58.205
10	58.234
No.131 William Dyer	
1	1:14.599
2	1:07.201
3	1:06.882
4	1:10.126
5	1:06.619

Laps	Lap Time
6	1:06.610
7	1:07.029
8	1:06.169
9	1:07.435
No.133 Kree Richardson	
1	1:14.760
2	1:06.862
3	1:05.008
4	1:06.540
5	1:03.755
6	1:02.210
7	1:02.532
8	1:02.697
9	1:01.532
No.166 Lee Thompson	
1	1:11.412
2	1:04.838
3	1:04.481
4	1:06.772
5	1:02.877
6	1:02.485
7	1:01.703
8	1:03.643
9	1:05.052
No.189 Martin Cockayne	
1	1:06.313
2	1:03.136
No.229 Robert Bevan	
1	1:14.308
2	1:07.263
3	1:06.106
4	1:05.954
5	1:02.890
6	1:02.433
7	1:02.133
8	1:03.504
9	1:02.831
No.311 Ian Sproston	
1	1:17.309
2	1:13.520
3	1:12.029
4	1:11.131


Laps	Lap Time
5	1:11.966
6	1:12.098
No.313 Zoe Bool-Jopson	
1	1:33.443
2	1:28.632
No.445 Tim Clough	
1	1:35.147
2	1:27.934
3	1:28.981
4	1:24.014
5	1:23.185
6	1:23.067
7	1:20.893
No.446 Kerry Dettloff	
1	1:10.966
2	1:07.438
3	1:07.095
4	1:06.118
5	1:06.124
6	1:04.931
7	1:03.513
8	1:04.229
9	1:04.246
No.716 Stephen Davies	
1	1:07.036
2	1:03.107
3	1:01.476
4	1:00.871
5	59.370
6	1:00.695
7	59.525
8	58.968
9	59.282
10	59.665
No.908 Robert Francom	
1	1:08.487
2	1:04.630
3	1:03.256
4	1:00.179
5	1:00.744
6	59.810
7	59.464





Brands Hatch

4th & 5th July 2026



(8c,8d,8e,13a,13b)

Practice 3 (Saturday)

Analysis

For information purposes. No official / regulatory value

Laps	Lap Time
8	57.781
9	57.870
10	1:01.300

