



RESULTS

SARNO, ITALY / OCT 19 - 26



Rotax Grand Finals 2019

Document 21.7 OFFICIAL

Junior

QUALIFYING HEAT #1 (A+B) (QH1-AB) Classification - Official

Rnk	No.	Driver	Entrant	Laps	Time	Gap	Interv.	Best lap	kph	Points	Penalty	
1	▲6	209	Thom Reinaerdt	GKS LEMMENS POWER	10	10:17.618		1:00.859	100.50	0		
2	▼1	206	Clay Osborne	BRENT OSBORNE	10	10:18.120	0.502	0.502	1:00.899	100.44	2	
3	▼1	236	Charlie Wurz	KMS EUROPE	10	10:19.613	1.995	1.493	1:00.962	100.33	3	
4	▲8	204	Fedor Bykonya	AVIAGAMMA	10	10:19.898	2.280	0.285	1:01.036	100.21	4	
5	▲8	219	Sacha Maguet	MAGUET BRICE	10	10:20.115	2.497	0.217	1:00.711	100.75	5	
6	▲4	251	Noam Abramczyk	ROMAIN VOZNIAK	10	10:20.144	2.526	0.029	1:00.903	100.43	6	
7	▲8	247	Lucas Bjoerk	SVANTE BJOERK	10	10:23.460	5.842	3.316	1:01.097	100.11	7	
8	▲9	215	Connor Zilisch	J3 COMPETITION	10	10:23.774	6.156	0.314	1:00.858	100.50	8	
9	▲2	256	Tim Melzer	ACS TUTUIANU RACING	10	10:23.932	6.314	0.158	1:01.409	99.60	9	
10	▲10	231	Lucas Bohdanowicz	HUGO RUBEN BOHDANOWICZ	10	10:24.043	6.425	0.111	1:01.231	99.89	10	
11	▼8	212	Hitoshi Sakai	EIKO JAPAN	10	10:24.730	7.112	0.687	1:00.576	100.97	11	
12	▼6	225	Miska Kaskinen	MARKO KASKINEN	10	10:25.244	7.626	0.514	1:00.816	100.57	12	
13	▲18	245	Martynas Morkis	AJ RACING	10	10:25.407	7.789	0.163	1:01.052	100.18	13	
14	▲2	218	Milan Coppens	BOUVIN POWER	10	10:22.921	10.303	2.514	1:00.895	100.44	14	+5.000
15	▲9	242	Daniil Kukuruzov	KARTPROM	10	10:28.012	10.394	0.091	1:00.880	100.47	15	
16	▼11	217	Mike Van Vugt	JJ RACING	10	10:23.034	10.416	0.022	1:00.666	100.82	16	+5.000
17	▼13	250	Sami-Joe Abi Nakhle	AZIMUT AUTOMOTIVE LEBANON	10	10:23.585	10.967	0.551	1:00.861	100.50	17	+5.000
18	▼4	205	Luca Mars	J3 COMPETITION	10	10:23.688	11.070	0.103	1:00.938	100.37	18	+5.000
19	▲17	207	Lukas Montemayor	MAURICIO MONTEMAYOR	10	10:28.845	11.227	0.157	1:01.153	100.02	19	
20	▲7	203	Eric Alanis Bosch	MONLAU COMPETICION C.E.	10	10:29.798	12.180	0.953	1:01.060	100.17	20	
21	▼2	271	Enzo Caldaras	NICOLAS CALDARAS	10	10:25.071	12.453	0.273	1:00.971	100.32	21	+5.000
22	▲6	261	Jose Andres Cordova Belduma	JOSE CORDOVA BELDUMA	10	10:27.463	14.845	2.392	1:00.825	100.56	22	+5.000
23	▼15	258	Troy Dolinschek	WALLY DOLINSCHKEK	10	10:29.091	16.473	1.628	1:01.000	100.27	23	+5.000
24	▼1	264	Lukas Svoboda	GT2 MOTORSPORT	10	10:30.017	17.399	0.926	1:01.107	100.09	24	+5.000
25	▼4	266	Yevan David	STRATOS MOTORSPORTS	10	10:30.740	18.122	0.723	1:00.879	100.47	25	+5.000
26	▲4	235	Rasmus Andersen	ANDERSEN SOREN	10	10:30.859	18.241	0.119	1:01.118	100.08	26	+5.000
27	▲7	265	Raja Ariff Raja Azmi	STRATOS MOTORSPORTS	10	10:33.069	20.451	2.210	1:01.255	99.85	27	+5.000
28	▼3	244	Oskar Kristensen	RS COMPETITION	10	10:35.420	22.802	2.351	1:00.917	100.41	28	+5.000
29	▼20	248	Andrea Perduca	PERDUCA ALBERTO	10	10:35.831	23.213	0.411	1:00.884	100.46	29	+5.000
30	▼1	216	Georgios Kalifatidis	RAY MOTORSPORTS	10	10:36.054	23.436	0.223	1:01.363	99.68	30	+5.000
31	▼13	232	Felipe Bernasconi	JOSE MARIA BERNASCONI	10	10:38.233	25.615	2.179	1:01.407	99.60	31	+5.000
32	▲3	239	Junho Jang	TRK PROMOTION	10	10:51.080	33.462	7.847	1:01.861	98.87	32	
33	≡	254	Vicente Morales	HUMBERTO MORALES	10	10:56.738	44.120	10.658	1:02.174	98.38	33	+5.000
34	▼8	229	Khaled Ray Saab	AL AIN RACEWAY	5	5:24.663	5 Laps	5 Laps	1:01.667	99.18	34	
35	▼3	272	Luca Zamburlini	ENRICO ZAMBURLINI	1	1:13.522	9 Laps	4 Laps	1:10.886	86.29	35	
36	▼14	221	Lukas Scherbinkas	NSL	0	1.934	10 Laps	1 Lap			36	

No.218 Milan Coppens : 5 seg. penalty - Front fairing - Art. 28 - RMC GF Sporting Regulations 2019
 No.217 Mike Van Vugt : 5 seg. penalty - Front fairing - Art. 28 - RMC GF Sporting Regulations 2019

Leaders : No.209 Thom Reinaerdt (1-3) / No.206 Clay Osborne (4-6) / No.209 Thom Reinaerdt (7-10)

Start Time : 23/10 - 14:38:00

Best lap : No.212 Hitoshi Sakai 1:00.576 100.97 kph

Weather : Sunny Air : 25°C Track : Dry

Event Record : No.206 Clay Osborne 1:00.311 101.41 kph



RESULTS

SARNO, ITALY / OCT 19 - 26



Rotax Grand Finals 2019

Document 21.7 OFFICIAL

Junior

QUALIFYING HEAT #1 (A+B) (QH1-AB)

Classification - Official

Rnk	No. Driver	Driver	Entrant	Laps	Time	Gap	Interv.	Best lap	kph	Points	Penalty
No.250	Sami-Joe	Abi Nakhle		5	seg. penalty	Front fairing - Art. 28 - RMCGF Sporting Regulations 2019					
No.205	Luca	Mars		5	seg. penalty	Front fairing - Art. 28 - RMCGF Sporting Regulations 2019					
No.271	Enzo	Caldaras		5	seg. penalty	Front fairing - Art. 28 - RMCGF Sporting Regulations 2019					
No.261	Jose Andres	Cordova Belduma		5	seg. penalty	Front fairing - Art. 28 - RMCGF Sporting Regulations 2019					
No.258	Troy	Dolinschek		5	seg. penalty	Front fairing - Art. 28 - RMCGF Sporting Regulations 2019					
No.264	Lukas	Svoboda		5	seg. penalty	Front fairing - Art. 28 - RMCGF Sporting Regulations 2019					
No.266	Yevan	David		5	seg. penalty	Front fairing - Art. 28 - RMCGF Sporting Regulations 2019					
No.235	Rasmus	Andersen		5	seg. penalty	Front fairing - Art. 28 - RMCGF Sporting Regulations 2019					
No.265	Raja Ariff	Raja Azmi		5	seg. penalty	Front fairing - Art. 28 - RMCGF Sporting Regulations 2019					
No.244	Oskar	Kristensen		5	seg. penalty	Front fairing - Art. 28 - RMCGF Sporting Regulations 2019					
No.248	Andrea	Perduca		5	seg. penalty	Front fairing - Art. 28 - RMCGF Sporting Regulations 2019					
No.216	Georgios	Kalifatidis		5	seg. penalty	Front fairing - Art. 28 - RMCGF Sporting Regulations 2019					
No.232	Felipe	Bernasconi		5	seg. penalty	Front fairing - Art. 28 - RMCGF Sporting Regulations 2019					
No.254	Vicente	Morales		5	seg. penalty	Front fairing - Art. 28 - RMCGF Sporting Regulations 2019					

Leaders : No.209 Thom Reinaerds (1-3) / No.206 Clay Osborne (4-6) / No.209 Thom Reinaerds (7-10)

Start Time : 23/10 - 14:38:00

Best lap : No.212 Hitoshi Sakai 1:00.576 100.97 kph

Weather : Sunny Air : 25°C Track : Dry

Event Record : No.206 Clay Osborne 1:00.311 101.41 kph

Rotax Grand Finals 2019 (Italy) 21-26/10/2019

Page 2 / 2

www.rotax-kart.com/Max-Challenge/Grand-Finals

Apex Timing





RESULTS

SARNO, ITALY / OCT 19 - 26



Junior

Rotax Grand Finals 2019 QUALIFYING HEAT #1 (A+B) (QH1-AB) Lap Chart

For information purposes. No official / regulatory value

	1	2	3	4	5	6	7	8	9	10	11	12	13	14	15	16	17	18	19	20	21	22	23	24	25	26	27	28	29	30	31	32	33	34	35	36
Grid	206	236	212	250	217	225	209	258	248	251	256	204	219	205	247	218	215	232	271	231	266	221	264	242	244	229	203	261	216	235	245	272	254	265	239	207
Start	236	206	212	250	217	225	209	258	248	251	256	204	205	219	218	231	247	232	221	215	271	242	229	266	261	264	244	203	235	216	272	245	265	254	207	239
Lap 1 Interval	209	206	236	251	256	219	204	205	247	215	231	218	248	271	250	244	217	245	242	212	225	216	207	272	265	261	264	235	266	258	203	229	239	232	254	
Lap 2	209	206	236	251	256	204	219	247	205	231	215	218	271	250	248	244	217	245	212	225	216	242	207	264	261	265	266	258	203	235	229	239	232	254		
Lap 3	209	206	236	256	204	219	251	205	247	231	215	218	271	250	248	217	244	245	225	216	212	207	242	261	264	266	265	258	203	229	235	239	232	254		
Lap 4	206	209	236	256	204	219	251	231	205	247	218	250	271	217	215	244	248	245	225	212	216	207	242	261	264	266	258	203	265	235	229	239	232	254		
Lap 5	206	209	236	219	256	251	204	231	205	247	218	250	217	215	271	244	248	245	212	225	207	261	216	242	266	264	258	203	265	235	229	239	232	254		
Lap 6	206	209	236	219	251	256	205	204	231	218	247	250	217	215	271	244	248	245	212	225	261	242	207	216	264	258	266	203	235	265	239	232	254			
Lap 7	209	206	236	219	251	205	204	256	218	231	247	217	250	215	271	244	248	245	212	225	261	242	207	216	258	264	203	266	235	265	239	232	254			
Lap 8	209	206	236	219	251	205	204	218	256	231	217	247	250	215	271	244	248	245	212	225	261	242	207	258	203	264	235	266	216	265	232	239	254			
Lap 9	209	206	236	219	251	205	204	218	231	217	256	247	250	215	271	244	248	212	245	225	261	242	207	258	203	264	266	235	216	265	232	239	254			
Lap 10	209	206	236	204	219	251	218	217	247	250	205	215	256	231	212	271	225	245	261	242	207	258	203	264	266	235	265	244	248	216	232	239	254			





RESULTS

SARNO, ITALY / OCT 19 - 26



Junior

Rotax Grand Finals 2019

QUALIFYING HEAT #1 (A+B) (QH1-AB)

Vuelta a vuelta

For information purposes. No official / regulatory value

Laps	Lap Time	Sector 1	Sector 2	Sector 3	Time
No.203 Alanis Bosch Eric					
1	1:13.880	39.413	19.474	14.993	1:16.302
2	1:02.230	28.190	19.113	14.927	2:18.532
3	1:02.136	28.362	19.058	14.716	3:20.668
4	1:01.251	27.766	18.953	14.532	4:21.919
5	1:01.145	27.648	18.957	14.540	5:23.064
6	1:01.375	27.771	19.000	14.604	6:24.439
7	1:01.313	27.846	18.938	14.529	7:25.752
8	1:01.609	27.787	19.206	14.616	8:27.361
9	1:01.060	27.657	18.853	14.550	9:28.421
10	1:01.377	27.785	18.951	14.641	10:29.798

No.204 Bykonya Fedor					
1	1:05.272	30.576	19.723	14.973	1:06.905
2	1:01.834	27.985	19.168	14.681	2:08.739
3	1:01.446	27.777	19.070	14.599	3:10.185
4	1:01.556	27.839	19.109	14.608	4:11.741
5	1:02.176	28.354	19.239	14.583	5:13.917
6	1:01.541	28.068	18.898	14.575	6:15.458
7	1:01.062	27.783	18.839	14.440	7:16.520
8	1:01.196	27.493	19.223	14.480	8:17.716
9	1:01.036	27.619	18.838	14.579	9:18.752
10	1:01.146	27.723	18.889	14.534	10:19.898

No.205 Mars Luca					
1	1:05.844	30.719	20.286	14.839	1:07.567
2	1:01.737	28.125	18.968	14.644	2:09.304
3	1:01.797	28.094	19.128	14.575	3:11.101
4	1:01.854	28.287	19.066	14.501	4:12.955
5	1:01.384	27.471	19.250	14.663	5:14.339
6	1:01.067	27.548	18.858	14.661	6:15.406
7	1:00.938	27.622	18.882	14.434	7:16.344
8	1:01.305	27.704	19.054	14.547	8:17.649
9	1:00.959	27.461	18.934	14.564	9:18.608
10	1:05.080	27.927	20.069	17.084	10:23.688

No.206 Osborne Clay					
1	1:04.745	30.251	19.482	15.012	1:05.860
2	1:02.168	28.143	19.290	14.735	2:08.028
3	1:01.578	27.916	19.070	14.592	3:09.606
4	1:01.132	27.617	18.972	14.543	4:10.738
5	1:01.174	27.622	18.996	14.556	5:11.912
6	1:00.899	27.551	18.877	14.471	6:12.811
7	1:01.259	27.917	18.789	14.553	7:14.070
8	1:01.017	27.632	18.907	14.478	8:15.087
9	1:01.887	27.793	19.422	14.672	9:16.974
10	1:01.146	27.745	18.878	14.523	10:18.120

No.207 Montemayor Lukas					
1	1:10.219	34.748	20.138	15.333	1:13.506
2	1:02.755	28.354	19.138	15.263	2:16.261
3	1:02.178	28.323	19.250	14.605	3:18.439
4	1:01.330	27.753	18.948	14.629	4:19.769
5	1:01.704	28.039	19.117	14.548	5:21.473
6	1:01.333	27.803	18.982	14.548	6:22.806
7	1:01.779	27.938	19.217	14.624	7:24.585

Laps	Lap Time	Sector 1	Sector 2	Sector 3	Time
8	1:01.726	28.182	18.983	14.561	8:26.311
9	1:01.153	27.586	18.927	14.640	9:27.464
10	1:01.381	27.657	19.127	14.597	10:28.845

No.209 Reinaerdt Thom					
1	1:03.819	29.724	19.298	14.797	1:05.175
2	1:02.244	28.390	19.170	14.684	2:07.419
3	1:01.746	28.088	19.027	14.631	3:09.165
4	1:01.772	28.339	18.923	14.510	4:10.937
5	1:01.078	27.634	18.912	14.532	5:12.015
6	1:01.065	27.672	18.905	14.488	6:13.080
7	1:00.913	27.500	18.862	14.551	7:13.993
8	1:00.859	27.554	18.860	14.445	8:14.852
9	1:01.282	27.780	18.940	14.562	9:16.134
10	1:01.484	28.034	18.872	14.578	10:17.618

No.212 Sakai Hitoshi					
1	1:11.246	36.496	19.479	15.271	1:12.439
2	1:03.205	27.822	19.879	15.504	2:15.644
3	1:02.222	28.569	19.017	14.636	3:17.866
4	1:01.244	27.769	18.999	14.476	4:19.110
5	1:00.890	27.395	19.033	14.462	5:20.000
6	1:00.954	27.510	18.919	14.525	6:20.954
7	1:00.694	27.412	18.857	14.425	7:21.648
8	1:00.982	27.419	18.797	14.766	8:22.630
9	1:00.576	27.323	18.804	14.449	9:23.206
10	1:01.524	27.552	19.430	14.542	10:24.730

No.215 Zilisch Connor					
1	1:06.224	30.900	20.295	15.029	1:08.196
2	1:02.238	28.502	19.127	14.609	2:10.434
3	1:01.181	27.657	18.983	14.541	3:11.615
4	1:04.745	28.040	21.911	14.794	4:16.360
5	1:01.330	27.935	18.886	14.509	5:17.690
6	1:00.997	27.515	18.975	14.507	6:18.687
7	1:00.904	27.519	18.944	14.441	7:19.591
8	1:00.979	27.523	18.975	14.481	8:20.570
9	1:00.858	27.480	18.898	14.480	9:21.428
10	1:02.346	28.083	19.161	15.102	10:23.774

No.216 Kalifatidis Georgios					
1	1:10.829	32.169	22.736	15.924	1:13.374
2	1:02.565	28.229	19.203	15.133	2:15.939
3	1:01.857	28.036	19.177	14.644	3:17.796
4	1:01.760	28.038	19.069	14.653	4:19.556
5	1:02.623	28.354	19.598	14.671	5:22.179
6	1:01.517	27.816	19.082	14.619	6:23.696
7	1:01.363	27.803	19.044	14.516	7:25.059
8	1:03.545	28.040	19.941	15.564	8:28.604
9	1:01.493	27.621	19.215	14.657	9:30.097
10	1:05.957	28.420	21.597	15.940	10:36.054

No.217 Van Vugt Mike					
1	1:10.635	33.454	21.949	15.232	1:11.908
2	1:01.558	27.861	19.033	14.664	2:13.466
3	1:01.270	27.475	19.279	14.516	3:14.736
4	1:01.296	27.578	19.052	14.666	4:16.032



RESULTS

SARNO, ITALY / OCT 19 - 26



Junior

Rotax Grand Finals 2019 QUALIFYING HEAT #1 (A+B) (QH1-AB) Vuelta a vuelta

For information purposes. No official / regulatory value

Laps	Lap Time	Sector 1	Sector 2	Sector 3	Time
5	1:00.836	27.622	18.824	14.390	5:16.868
6	1:00.692	27.484	18.816	14.392	6:17.560
7	1:00.937	27.360	19.170	14.407	7:18.497
8	1:00.666	27.422	18.884	14.360	8:19.163
9	1:00.990	27.568	18.798	14.624	9:20.153
10	1:02.881	28.505	18.946	15.430	10:23.034

No.218 Coppens Milan					
1	1:07.075	31.745	19.865	15.465	1:08.883
2	1:02.086	28.373	19.090	14.623	2:10.969
3	1:01.302	27.717	19.080	14.505	3:12.271
4	1:01.358	27.618	19.200	14.540	4:13.629
5	1:01.139	27.634	18.983	14.522	5:14.768
6	1:01.112	27.735	18.890	14.487	6:15.880
7	1:01.349	27.636	19.174	14.539	7:17.229
8	1:00.895	27.532	18.871	14.492	8:18.124
9	1:00.983	27.632	18.857	14.494	9:19.107
10	1:03.814	27.602	19.984	16.228	10:22.921

No.219 Maguet Sacha					
1	1:05.073	30.107	19.890	15.076	1:06.801
2	1:02.157	28.274	19.115	14.768	2:08.958
3	1:01.640	28.055	18.970	14.615	3:10.598
4	1:01.245	27.560	19.124	14.561	4:11.843
5	1:01.379	27.953	18.877	14.549	5:13.222
6	1:00.903	27.632	18.742	14.529	6:14.125
7	1:00.944	27.576	18.849	14.519	7:15.069
8	1:00.711	27.466	18.769	14.476	8:15.780
9	1:01.426	27.469	19.287	14.670	9:17.206
10	1:02.909	27.977	19.576	15.356	10:20.115

No.225 Kaskinen Miska					
1	1:11.464	34.584	21.323	15.557	1:12.758
2	1:03.045	27.905	19.566	15.574	2:15.803
3	1:01.499	27.827	19.092	14.580	3:17.302
4	1:01.574	27.827	19.113	14.634	4:18.876
5	1:01.332	27.840	18.945	14.547	5:20.208
6	1:00.988	27.557	18.867	14.564	6:21.196
7	1:00.816	27.509	18.785	14.522	7:22.012
8	1:00.935	27.523	18.884	14.528	8:22.947
9	1:01.109	27.530	19.062	14.517	9:24.056
10	1:01.188	27.462	19.016	14.710	10:25.244

No.229 Saab Khaled Ray					
1	1:14.500	39.689	19.522	15.289	1:16.628
2	1:02.530	28.085	19.612	14.833	2:19.158
3	1:01.883	27.932	19.162	14.789	3:21.041
4	1:01.955	28.046	19.144	14.765	4:22.996
5	1:01.667	27.815	19.060	14.792	5:24.663

No.231 Bohdanowicz Lucas					
1	1:06.506	31.316	20.131	15.059	1:08.368
2	1:01.408	27.724	19.051	14.633	2:09.776
3	1:01.684	27.809	19.274	14.601	3:11.460
4	1:01.401	27.831	19.085	14.485	4:12.861
5	1:01.365	27.366	19.366	14.633	5:14.226
6	1:01.443	27.899	19.061	14.483	6:15.669

Laps	Lap Time	Sector 1	Sector 2	Sector 3	Time
7	1:01.735	27.728	19.445	14.562	7:17.404
8	1:01.442	27.870	18.962	14.610	8:18.846
9	1:01.231	27.667	18.932	14.632	9:20.077
10	1:03.966	29.626	19.520	14.820	10:24.043

No.232 Bernasconi Felipe					
1	1:19.877	33.162	30.628	16.087	1:21.771
2	1:02.936	28.849	19.333	14.754	2:24.707
3	1:01.864	28.042	19.121	14.701	3:26.571
4	1:01.731	28.000	19.024	14.707	4:28.302
5	1:01.650	27.812	19.189	14.649	5:29.952
6	1:01.692	27.802	19.134	14.756	6:31.644
7	1:01.785	27.931	19.101	14.753	7:33.429
8	1:01.630	27.826	19.044	14.760	8:35.059
9	1:01.407	27.801	19.006	14.600	9:36.466
10	1:01.767	27.950	19.144	14.673	10:38.233

No.235 Andersen Rasmus					
1	1:12.385	36.753	19.792	15.840	1:14.888
2	1:04.153	29.782	19.493	14.878	2:19.041
3	1:02.157	28.174	19.240	14.743	3:21.198
4	1:01.524	27.666	19.041	14.817	4:22.722
5	1:01.143	27.570	18.942	14.631	5:23.865
6	1:01.118	27.613	18.896	14.609	6:24.983
7	1:01.292	27.659	18.971	14.662	7:26.275
8	1:01.838	27.512	19.383	14.943	8:28.113
9	1:01.241	27.750	18.881	14.610	9:29.354
10	1:01.505	27.659	19.058	14.788	10:30.859

No.236 Wurz Charlie					
1	1:04.821	30.217	19.612	14.992	1:05.934
2	1:02.242	28.211	19.292	14.739	2:08.176
3	1:01.566	27.739	19.230	14.597	3:09.742
4	1:01.509	28.024	19.003	14.482	4:11.251
5	1:01.064	27.579	18.984	14.501	5:12.315
6	1:01.028	27.580	18.992	14.456	6:13.343
7	1:00.962	27.594	18.818	14.550	7:14.305
8	1:01.025	27.585	18.882	14.558	8:15.330
9	1:01.721	27.679	19.406	14.636	9:17.051
10	1:02.562	27.966	19.609	14.987	10:19.613

No.239 Jang Junho					
1	1:13.442	38.772	19.650	15.020	1:16.870
2	1:02.749	28.473	19.292	14.984	2:19.619
3	1:02.271	28.162	19.448	14.661	3:21.890
4	1:01.861	28.113	19.069	14.679	4:23.751
5	1:01.894	27.975	19.124	14.795	5:25.645
6	1:02.191	28.024	19.224	14.943	6:27.836
7	1:02.399	28.377	19.215	14.807	7:30.235
8	1:12.062	28.183	28.535	15.344	8:42.297
9	1:04.974	29.257	20.693	15.024	9:47.271
10	1:03.809	28.819	19.757	15.233	10:51.080

No.242 Kukuruzov Daniil					
1	1:10.150	33.075	21.879	15.196	1:12.216
2	1:03.932	27.992	19.854	16.086	2:16.148
3	1:02.528	28.634	19.248	14.646	3:18.676





RESULTS

SARNO, ITALY / OCT 19 - 26



Junior

Rotax Grand Finals 2019 QUALIFYING HEAT #1 (A+B) (QH1-AB) Vuelta a vuelta

For information purposes. No official / regulatory value

Laps	Lap Time	Sector 1	Sector 2	Sector 3	Time
4	1:01.428	27.700	19.047	14.681	4:20.104
5	1:02.194	27.899	19.647	14.648	5:22.298
6	1:00.380	27.568	18.836	14.476	6:23.178
7	1:01.212	27.575	19.111	14.526	7:24.390
8	1:01.428	28.000	18.953	14.475	8:25.818
9	1:01.069	27.626	18.911	14.532	9:26.887
10	1:01.125	27.691	18.929	14.505	10:28.012
No.244 Kristensen Oskar					
1	1:08.475	32.002	21.252	15.221	1:10.813
2	1:02.237	28.230	19.305	14.702	2:13.050
3	1:02.289	27.733	19.931	14.625	3:15.339
4	1:01.196	27.447	19.077	14.672	4:16.535
5	1:01.620	28.022	19.078	14.520	5:18.155
6	1:01.184	27.526	19.016	14.642	6:19.339
7	1:01.119	27.565	19.017	14.537	7:20.458
8	1:00.917	27.482	18.913	14.522	8:21.375
9	1:01.088	27.570	18.961	14.557	9:22.463
10	1:12.957	28.005	29.459	15.493	10:35.420
No.245 Morkis Martynas					
1	1:09.335	32.634	21.499	15.202	1:12.044
2	1:01.751	27.900	19.104	14.747	2:13.795
3	1:01.637	27.746	19.292	14.599	3:15.432
4	1:01.725	27.618	19.404	14.703	4:17.157
5	1:01.666	27.983	19.139	14.544	5:18.823
6	1:01.216	27.607	18.941	14.668	6:20.039
7	1:01.052	27.532	18.974	14.546	7:21.091
8	1:01.323	27.431	19.176	14.716	8:22.414
9	1:01.499	27.868	19.061	14.570	9:23.913
10	1:01.494	27.859	19.008	14.627	10:25.407
No.247 Bjoerk Lucas					
1	1:05.866	30.848	20.189	14.829	1:07.729
2	1:01.442	27.779	18.888	14.775	2:09.171
3	1:02.158	28.321	19.237	14.600	3:11.329
4	1:01.815	28.389	18.917	14.509	4:13.144
5	1:01.519	27.557	19.281	14.681	5:14.663
6	1:02.280	28.858	18.900	14.522	6:16.943
7	1:01.209	27.611	19.027	14.571	7:18.152
8	1:01.359	28.055	18.821	14.483	8:19.511
9	1:01.097	27.544	18.988	14.565	9:20.608
10	1:02.852	28.514	19.333	15.005	10:23.460
No.248 Perduca Andrea					
1	1:07.511	30.634	20.960	15.917	1:08.957
2	1:03.232	29.252	19.237	14.743	2:12.189
3	1:01.888	28.049	19.194	14.645	3:14.077
4	1:02.894	28.465	19.748	14.681	4:16.971
5	1:01.588	27.905	18.958	14.725	5:18.559
6	1:01.177	27.585	18.976	14.616	6:19.736
7	1:01.053	27.564	18.927	14.562	7:20.789
8	1:00.884	27.393	18.984	14.507	8:21.673
9	1:00.940	27.495	18.824	14.621	9:22.613
10	1:13.218	27.894	29.493	15.831	10:35.831

Laps	Lap Time	Sector 1	Sector 2	Sector 3	Time
No.250 Abi Nakhle Sami-Joe					
1	1:08.203	32.915	20.395	14.893	1:09.417
2	1:02.145	28.452	19.005	14.688	2:11.562
3	1:01.280	27.728	18.967	14.585	3:12.842
4	1:01.973	27.476	19.863	14.634	4:14.815
5	1:01.327	27.712	19.122	14.493	5:16.142
6	1:01.146	27.675	18.967	14.504	6:17.288
7	1:01.729	27.495	19.692	14.542	7:19.017
8	1:00.861	27.493	18.844	14.524	8:19.878
9	1:00.876	27.487	18.893	14.496	9:20.754
10	1:02.831	28.644	19.181	15.006	10:23.585
No.251 Abramczyk Noam					
1	1:04.934	30.278	19.770	14.886	1:06.417
2	1:01.998	28.100	19.039	14.859	2:08.415
3	1:02.460	28.797	19.030	14.633	3:10.875
4	1:01.170	27.536	19.006	14.628	4:12.045
5	1:01.582	28.002	18.995	14.585	5:13.627
6	1:01.118	27.718	18.917	14.483	6:14.745
7	1:00.903	27.557	18.819	14.527	7:15.648
8	1:01.021	27.660	18.793	14.568	8:16.669
9	1:01.025	27.592	18.850	14.583	9:17.694
10	1:02.450	27.614	19.414	15.422	10:20.144
No.254 Morales Vicente					
1	1:31.083	56.006	19.823	15.254	1:34.233
2	1:03.147	28.588	19.513	15.046	2:37.380
3	1:02.510	28.397	19.301	14.812	3:39.890
4	1:02.489	28.298	19.289	14.902	4:42.379
5	1:02.636	28.401	19.300	14.935	5:45.015
6	1:02.292	28.195	19.318	14.779	6:47.307
7	1:02.291	28.317	19.206	14.768	7:49.598
8	1:02.328	28.236	19.255	14.837	8:51.926
9	1:02.174	28.183	19.232	14.759	9:54.100
10	1:02.638	28.306	19.410	14.922	10:56.738
No.256 Melzer Tim					
1	1:05.021	30.100	19.998	14.923	1:06.575
2	1:02.065	28.129	19.058	14.878	2:08.640
3	1:01.409	27.695	19.124	14.590	3:10.049
4	1:01.572	27.851	18.966	14.755	4:11.621
5	1:01.938	28.341	18.985	14.612	5:13.559
6	1:01.562	27.917	19.098	14.547	6:15.121
7	1:01.991	28.122	19.229	14.640	7:17.112
8	1:01.600	28.005	19.014	14.581	8:18.712
9	1:01.804	28.234	19.002	14.568	9:20.516
10	1:03.416	28.979	19.552	14.885	10:23.932
No.258 Dolinschek Troy					
1	1:13.799	38.806	19.559	15.434	1:15.203
2	1:03.247	28.884	19.385	14.978	2:18.450
3	1:02.072	28.176	19.146	14.750	3:20.522
4	1:01.008	27.497	18.990	14.521	4:21.530
5	1:01.286	27.606	19.026	14.654	5:22.816
6	1:01.208	27.628	19.010	14.570	6:24.024
7	1:01.344	27.855	18.917	14.572	7:25.368



RESULTS

SARNO, ITALY / OCT 19 - 26



Junior

Rotax Grand Finals 2019 QUALIFYING HEAT #1 (A+B) (QH1-AB) Vuelta a vuelta

For information purposes. No official / regulatory value

Laps	Lap Time	Sector 1	Sector 2	Sector 3	Time
8	1:01.499	27.692	19.291	14.516	8:26.867
9	1:01.000	27.649	18.882	14.469	9:27.867
10	1:01.224	27.538	18.964	14.722	10:29.091
No.261 Cordova Belduma Jose Andres					
1	1:12.036	36.630	20.049	15.357	1:14.281
2	1:03.303	28.876	19.712	14.715	2:17.584
3	1:01.572	27.607	19.365	14.600	3:19.156
4	1:01.131	27.495	19.074	14.562	4:20.287
5	1:01.410	27.665	19.124	14.621	5:21.697
6	1:00.825	27.361	18.968	14.496	6:22.522
7	1:01.317	27.727	18.994	14.596	7:23.839
8	1:01.198	27.601	19.021	14.576	8:25.037
9	1:01.150	27.549	19.059	14.542	9:26.187
10	1:01.276	27.661	19.029	14.586	10:27.463

Laps	Lap Time	Sector 1	Sector 2	Sector 3	Time
No.264 Svoboda Lukas					
1	1:12.320	31.774	24.785	15.761	1:14.578
2	1:02.852	28.765	19.448	14.639	2:17.430
3	1:01.940	27.581	19.646	14.713	3:19.370
4	1:01.181	27.571	19.094	14.516	4:20.551
5	1:02.128	27.568	19.960	14.600	5:22.679
6	1:01.217	27.595	19.104	14.518	6:23.896
7	1:01.781	27.837	18.918	15.026	7:25.677
8	1:01.857	27.666	19.544	14.647	8:27.534
9	1:01.107	27.653	18.931	14.523	9:28.641
10	1:01.376	27.714	19.143	14.519	10:30.017

Laps	Lap Time	Sector 1	Sector 2	Sector 3	Time
No.265 Raja Azmi Raja Ariff					
1	1:10.944	36.199	19.678	15.067	1:13.795
2	1:04.100	29.958	19.204	14.938	2:17.895
3	1:02.509	28.584	19.220	14.705	3:20.404
4	1:01.959	28.284	19.005	14.670	4:22.363
5	1:01.255	27.669	18.943	14.643	5:23.618
6	1:01.695	28.190	18.889	14.616	6:25.313
7	1:01.391	27.735	18.994	14.662	7:26.704
8	1:02.230	27.842	19.017	15.371	8:28.934
9	1:01.585	27.809	18.993	14.783	9:30.519
10	1:02.550	28.116	19.629	14.805	10:33.069

Laps	Lap Time	Sector 1	Sector 2	Sector 3	Time
No.266 David Yevan					
1	1:12.817	37.303	19.687	15.827	1:15.000
2	1:03.148	28.980	19.361	14.807	2:18.148
3	1:01.408	27.787	19.048	14.573	3:19.556
4	1:01.320	27.669	18.926	14.725	4:20.876
5	1:01.668	27.734	19.299	14.635	5:22.544
6	1:01.681	28.140	18.949	14.592	6:24.225
7	1:01.883	28.177	18.935	14.771	7:26.108
8	1:02.206	28.188	18.959	15.059	8:28.314
9	1:00.879	27.392	18.852	14.635	9:29.193
10	1:01.547	27.620	19.134	14.793	10:30.740

Laps	Lap Time	Sector 1	Sector 2	Sector 3	Time
No.271 Caldaras Enzo					
1	1:06.964	31.723	19.724	15.517	1:09.028
2	1:02.317	28.631	19.044	14.642	2:11.345
3	1:01.428	27.679	19.089	14.660	3:12.773
4	1:03.174	27.803	20.404	14.967	4:15.947

Laps	Lap Time	Sector 1	Sector 2	Sector 3	Time
5	1:02.001	28.429	19.040	14.532	5:17.948
6	1:01.154	27.575	18.990	14.589	6:19.102
7	1:01.061	27.592	18.920	14.549	7:20.163
8	1:01.003	27.516	18.948	14.539	8:21.166
9	1:00.971	27.564	18.867	14.540	9:22.137
10	1:02.934	28.461	19.718	14.755	10:25.071
No.272 Zamburlini Luca					
1	1:10.886	31.981	21.386	17.519	1:13.522



RESULTS





































SARNO, ITALY / OCT 19 - 26



Junior

Rotax Grand Finals 2019 QUALIFYING HEAT #1 (A+B) (QH1-AB) Starting Grid - Official

Document 19.1 OFFICIAL

239	Junho Jang		18	207	Lukas Montemayor	
254	Vicente Morales		17	265	Raja Ariff Raja Azmi	
245	Martynas Morkis		16	272	Luca Zamburlini	
216	Georgios Kalifatidis		15	235	Rasmus Andersen	
203	Eric Alanis Bosch		14	261	Jose Andres Cordova Belduma	
244	Oskar Kristensen		13	229	Khaled Ray Saab	
264	Lukas Svoboda		12	242	Daniil Kukuruzov	
266	Yevan David		11	221	Lukas Scherbinskas	
271	Enzo Calderas		10	231	Lucas Bohdanowicz	
215	Connor Zilisch		9	232	Felipe Bernasconi	
247	Lucas Bjoerk		8	218	Milan Coppens	
219	Sacha Maguet		7	205	Luca Mars	
256	Tim Melzer		6	204	Fedor Bykonya	
248	Andrea Perduca		5	251	Noam Abramczyk	
209	Thom Reinaerdt		4	258	Troy Dolinschek	
217	Mike Van Vugt		3	225	Miska Kaskinen	
212	Hitoshi Sakai		2	250	Sami-Joe Abi Nakhle	
206	Clay Osborne		1	236	Charlie Wurz	

POLE POSITION



Start : 23/10 - 14:36 10 Laps = 16.990 km