










**KZ2**
**Qualifying Practice (QP)**
**Document 5.2 OFFICIAL**
**Results**

Subject to scrutineering &amp; sporting investigations

Rnk	No.	Driver	Nat	Sector 1	Sector 2	Sector 3	Time	Gap	Laps
1	418	IPPOLITO Paolo		18.748	21.491	19.636	<b>59.875</b>		5
2	414	BENAVIDES Brad		18.814	21.529	19.608	<b>59.951</b>	0.076	5
3	410	VASILE Daniel		18.723	21.621	19.732	<b>1:00.076</b>	0.201	4
4	419	NILSSON Brandon		18.781	21.677	19.635	<b>1:00.093</b>	0.218	5
5	420	GARAY SALINAS Antonio		18.828	21.707	19.752	<b>1:00.287</b>	0.412	3
6	411	ALMEIDA Rodrigo		18.852	21.828	19.860	<b>1:00.540</b>	0.665	5
7	416	AVILA MANRIQUE Ricardo		19.132	21.863	19.865	<b>1:00.860</b>	0.985	5
8	415	DE GAYE Brice		19.038	21.918	19.942	<b>1:00.898</b>	1.023	6

**Not Classified**

	413	TRADESCU George					DNS		
	417	GARCÍA GARCÍA Alvaro		18.906	21.721	19.796	DSQ		

No.417 GARCÍA GARCÍA Alvaro : Disqualification from Time Qualifying. According to Stewards' Decision No.13.

Start Time : 17/07 - 14:25:01

Best lap : No.418 IPPOLITO Paolo

59.875 102.21 kph

Weather : Sunny Air : 25°C Track : Dry



**KZ2**

**Qualifying Practice (QP)**  
**Best Sectors Analysis**

For information purposes. No official / regulatory value

S1			S2			S3			Ideal Lap Times						
Rnk	No.	Time	Rnk	No.	Time	Rnk	No.	Time	Rnk	No.	Driver	Nat	Ideal Lap	Best Lap	Diff.
1	414	18.708	1	418	21.491	1	419	19.543	1	414	BENAVIDES Brad	ESP	59.845	59.951	0.106
2	410	18.723	2	414	21.529	2	414	19.608	2	418	IPPOLITO Paolo	ITA	59.875	59.875	
3	418	18.748	3	410	21.611	3	418	19.636	3	419	NILSSON Brandon	ITA	59.987	1:00.093	0.106
4	419	18.781	4	419	21.663	4	410	19.729	4	410	VASILE Daniel	ROU	1:00.063	1:00.076	0.013
5	420	18.828	5	420	21.707	5	420	19.732	5	420	GARAY SALINAS Antonio	ESP	1:00.267	1:00.287	0.020
6	411	18.852	6	411	21.783	6	416	19.758	6	411	ALMEIDA Rodrigo	MOZ	1:00.495	1:00.540	0.045
7	415	19.038	7	416	21.863	7	411	19.860	7	416	AVILA MANRIQUE Ricardo	ESP	1:00.674	1:00.860	0.186
8	416	19.053	8	415	21.918	8	415	19.942	8	415	DE GAYE Brice	FRA	1:00.898	1:00.898	



# KZ2

## Qualifying Practice (QP) Analysis

For information purposes. No official / regulatory value

Laps	Sector 1	Sector 2	Sector 3	Lap Time	Laps	Sector 1	Sector 2	Sector 3	Lap Time
<b>No.410 VASILE Daniel</b>					<b>No.420 GARAY SALINAS Antonio</b>				
1	21.535	23.867	19.762	1:05.164	1	23.446	30.639	24.915	1:19.000
2	18.746	21.611	19.729	1:00.086	2	19.061	21.826	19.732	1:00.619
3	18.723	21.621	19.732	1:00.076	3	18.828	21.707	19.752	1:00.287
4	19.283	33.406	19.860	1:12.549					
<b>No.411 ALMEIDA Rodrigo</b>									
1	20.682	24.311	21.646	1:06.639					
2	19.199	21.951	20.169	1:01.319					
3	18.852	21.828	19.860	1:00.540					
4	19.017	22.000	19.972	1:00.989					
5	18.879	21.783	19.982	1:00.644					
<b>No.414 BENAVIDES Brad</b>									
1	23.324	23.393	19.892	1:06.609					
2	18.971	21.646	19.610	1:00.227					
3	18.814	21.529	19.608	59.951					
4	18.796	23.315	20.067	1:02.178					
5	18.708	21.627	19.761	1:00.096					
<b>No.415 DE GAYE Brice</b>									
1	20.425	22.794	20.292	1:03.511					
2	19.338	22.012	20.016	1:01.366					
3	19.038	21.918	19.942	1:00.898					
4	19.055	21.926	19.962	1:00.943					
5	19.043	21.957	20.066	1:01.066					
6	19.129	22.028	19.956	1:01.113					
<b>No.416 AVILA MANRIQUE Ricardo</b>									
1	20.493	24.162	20.268	1:04.923					
2	19.219	22.026	19.758	1:01.003					
3	19.132	21.863	19.865	1:00.860					
4	19.053	22.425	20.310	1:01.788					
5	19.067	22.077	19.967	1:01.111					
<b>No.417 GARCÍA GARCÍA Alvaro</b>									
1	22.718	23.155	19.946	1:05.819					
2	19.020	21.787	19.795	1:00.602					
3	18.910	21.771	19.779	1:00.460					
4	22.176	23.364	19.822	1:05.362					
5	18.906	21.721	19.796	1:00.423					
6	18.916	21.794	19.937	1:00.647					
<b>No.418 IPPOLITO Paolo</b>									
1	21.762	23.503	19.968	1:05.233					
2	18.963	21.612	19.648	1:00.223					
3	18.748	21.491	19.636	59.875					
4	18.832	22.138	23.932	1:04.902					
5	18.784	21.573	19.745	1:00.102					
<b>No.419 NILSSON Brandon</b>									
1	22.048	23.244	19.949	1:05.241					
2	19.001	21.706	19.543	1:00.250					
3	18.781	21.677	19.635	1:00.093					
4	18.785	21.826	23.924	1:04.535					
5	18.912	21.663	19.679	1:00.254					