

MINIROK

Final (FIN) OFFICIAL RESULTS

Document 39.1 OFFICIAL

Rnk	N°	Entrant	Nat E.	Driver	Nat D.	Equipment	Time	Laps	Best Lap	Gap	Interv.	Sector 1	Sector 2	Sector 3	Penalty
1	▲2	401 ENERGY CORSE SRL	ITA	Powell Alex	ITA	Energy Corse / Vortex / Bridgestone	10:22.780	11	55.770			22.286	17.076	16.408	
2	▲11	424 ENERGY CORSE SRL	ITA	Kutskov Kirill	RUS	Energy Corse / Vortex / Bridgestone	10:23.779	11	55.551	0.999	0.999	22.184	17.000	16.367	
3	▼2	442 BABY RACE DRIVER ACADEMY	ITA	Irfan Coskun	GBR	Parolin / Vortex / Bridgestone	10:24.544	11	55.616	1.764	0.765	22.195	17.031	16.390	
4	▲5	434 AV RACING	ITA	De Palo Matteo	ITA	Parolin / Vortex / Bridgestone	10:24.897	11	55.599	2.117	0.353	22.203	17.043	16.353	
5	■	443 BABY RACE DRIVER ACADEMY	ITA	Popov Maksimilian	RUS	Parolin / Vortex / Bridgestone	10:25.283	11	55.505	2.503	0.386	22.113	17.042	16.350	
6	▲4	412 NEW TECHNOLOGY RACING TEAM	ITA	Marconato Davide	ITA	Energy Corse / Vortex / Bridgestone	10:25.418	11	55.565	2.638	0.135	22.214	17.003	16.348	
7	▼1	441 BABY RACE DRIVER ACADEMY	ITA	Gowda Dion	GBR	Parolin / Vortex / Bridgestone	10:25.508	11	55.623	2.728	0.090	22.240	17.032	16.351	
8	▼6	457 AV RACING	ITA	Al Dhaheri Rashid	ARE	Parolin / Vortex / Bridgestone	10:23.397	11	55.816	5.617	2.889	22.298	17.086	16.432	+5.000
9	▲5	432 KR MOTORSPORT	ITA	Bohra Ashkay	SGP	Parolin / Vortex / Bridgestone	10:28.897	11	55.953	6.117	0.500	22.336	17.089	16.528	
10	▼6	403 PAROLIN POLAND	POL	Orlov Maksim	RUS	Parolin / Vortex / Bridgestone	10:28.984	11	55.603	6.204	0.087	22.250	16.900	16.453	
11	▲10	436 AV RACING	ITA	Krozser Menyhert	HUN	Parolin / Vortex / Bridgestone	10:29.187	11	55.751	6.407	0.203	22.144	17.033	16.574	
12	▲3	440 BABY RACE DRIVER ACADEMY	ITA	Hideg Adam	HUN	Parolin / Vortex / Bridgestone	10:30.629	11	55.811	7.849	1.442	22.217	17.132	16.462	
13	▲5	428 ENERGY CORSE SRL	ITA	Rinicella Valerio	ITA	Energy Corse / Vortex / Bridgestone	10:30.651	11	55.453	7.871	0.022	22.094	17.050	16.309	
14	▼2	449 NEWMAN MOTORSPORT	ITA	Tsolov Nikola	BGR	Tony Kart / Vortex / Bridgestone	10:30.708	11	55.880	7.928	0.057	22.333	17.150	16.397	
15	▼4	407 FORMULA K JUNIOR TEAM ASD	ITA	Kostin Platon	RUS	Ipkarting / Vortex / Bridgestone	10:32.143	11	55.996	9.363	1.435	22.489	17.054	16.453	
16	▲4	455 TEAM DRIVER RACING KART	ITA	Bergstrom Joel	SWE	Parolin / Vortex / Bridgestone	10:32.839	11	55.615	10.059	0.696	22.296	16.963	16.356	
17	▲2	425 GAMOTO ASD	ITA	Tarnvanichkul Enzo	THA	Tony Kart / Vortex / Bridgestone	10:33.728	11	55.920	10.948	0.889	22.217	17.188	16.515	
18	▼1	410 PAROLIN POLAND	POL	Gladysz Maciej	POL	Parolin / Vortex / Bridgestone	10:34.165	11	55.433	11.385	0.437	22.124	16.986	16.323	
19	▲3	437 RS COMPETITION	DNK	Clausen Tobias Bille	DNK	Parolin / Vortex / Bridgestone	10:34.249	11	55.809	11.469	0.084	22.223	17.098	16.488	
20	▲4	404 PAROLIN POLAND	POL	Anpilogov Edgar	BLR	Parolin / Vortex / Bridgestone	10:29.442	11	56.069	11.662	0.193	22.338	17.250	16.481	+5.000
21	▲7	427 GAMOTO ASD	ITA	Roos Nikolas	ZAF	Tony Kart / Vortex / Bridgestone	10:35.635	11	55.923	12.855	1.193	22.282	17.139	16.502	
22	▼15	433 AV RACING	ITA	Malek Lukas	SVK	Parolin / Vortex / Bridgestone	10:30.850	11	55.867	13.070	0.215	22.371	17.064	16.432	+5.000
23	■	431 TEAM DRIVER RACING KART	ITA	Fluxa Lucas Jack	ESP	Parolin / Vortex / Bridgestone	10:30.882	11	55.612	13.102	0.032	22.171	16.952	16.489	+5.000
24	▲6	423 ENERGY CORSE SRL	ITA	Trukhin Yaroslav	RUS	Energy Corse / Vortex / Bridgestone	10:36.845	11	55.925	14.065	0.963	22.289	17.180	16.456	
25	▲2	458 EVOKART SRL	ITA	Olivieri Giulio	ITA	Evokart S.r.l. / Vortex / Bridgestone	10:36.893	11	55.893	14.113	0.048	22.396	17.139	16.358	
26	▼1	430 MANETTI MOTORSPORT ASD	ITA	Wurz Oscar	MCO	Tony Kart / Vortex / Bridgestone	10:32.213	11	55.669	14.433	0.320	22.299	17.057	16.313	+5.000
27	▲2	422 EVOKART SRL	ITA	Olivieri Flavio	ITA	Evokart S.r.l. / Vortex / Bridgestone	10:33.220	11	56.065	15.440	1.007	22.468	17.181	16.416	+5.000
28	▲5	452 SILVER RAIN MOTORSPORT	RUS	Plotnikov Alexandr	RUS	Energy Corse / Vortex / Bridgestone	10:38.981	11	56.305	16.201	0.761	22.494	17.215	16.596	
29	▼3	456 REVOLUTION MOTORSPORT	ITA	Saeter Marcus	NOR	Energy Corse / Vortex / Bridgestone	10:39.319	11	55.947	16.539	0.338	22.360	17.097	16.490	
30	▲4	447 GULSTAR RACING	ROU	Babaioana Darius	ROU	Parolin / Vortex / Bridgestone	10:41.108	11	56.897	18.328	1.789	22.849	17.467	16.581	
31	▼15	414 WARD RACING	SWE	Bhirombhakdi Nandhavu	THA	Tony Kart / Vortex / Bridgestone	10:45.037	11	56.417	22.257	3.929	22.462	17.390	16.565	
32	▼24	426 GAMOTO ASD	ITA	Marengi Francesco	ITA	Tony Kart / Vortex / Bridgestone	8:04.826	8	56.522	3 Laps	3 Laps	22.683	17.257	16.582	
33	▼1	406 PAROLIN POLAND	POL	Protasov Gleb	UKR	Parolin / Vortex / Bridgestone	4:57.075	5	56.983	6 Laps	3 Laps	23.031	17.358	16.594	

N°457 Al Dhaheri Rashid : Time penalty of 5". According to steward's decision n°227

N°404 Anpilogov Edgar : Time penalty of 5". According to steward's decision n°231

N°433 Malek Lukas : Time penalty of 5". According to steward's decision n°230

N°431 Fluxa Lucas Jack : Time penalty of 5". According to steward's decision n°228

N°430 Wurz Oscar : Time penalty of 5". According to steward's decision n°229

N°422 Olivieri Flavio : Time penalty of 5". According to steward's decision n°232

Not Classified

411	BEDETTI OSCAR	ITA	Bedetti Lorenzo	ITA	Righetti Ridolfi / Vortex / Bridgestone					DNS					
-----	---------------	-----	------------------------	-----	---	--	--	--	--	------------	--	--	--	--	--

Leaders : N°442 Irfan Coskun (1-4) / N°457 Al Dhaheri Rashid (5-6) / N°401 Powell Alex (7-9) / N°457 Al Dhaheri Rashid (10-10) / N°401 Powell Alex (11-11)

Start Time : 17/02 - 16:01:30

Best Lap : N°410 Gladysz Maciej 55.433 77,93 Kph

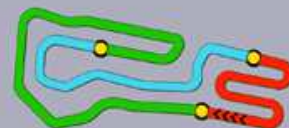
Weather : Sunny Air : 15°C Track : Dry

Event Record : N°425 Tarnvanichkul Enzo 53.885 80,17 Kph

N°433 03:16 Lap 3

N°422 03:20 Lap 3

N°434 05:14 Lap 5



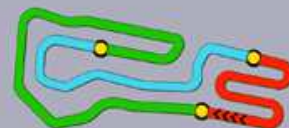
MINIROK

Final (FIN) Lap Chart

For information purposes. No official / regulatory value

	1	2	3	4	5	6	7	8	9	10	11	12	13	14	15	16	17	18	19	20	21	22	23	24	25	26	27	28	29	30	31	32	33	34
Grid	442	457	401	403	443	441	433	426	434	412	407	449	424	432	440	414	410	428	425	455	436	437	431	404	430	456	458	427	422	423	441	406	452	447
Start	442	457	403	401	441	443	426	412	449	433	434	432	414	407	428	424	455	440	410	437	425	404	436	431	456	430	458	422	427	423	406	452	447	
Lap 1 Interval	442	441	426	457	443	432	401	412	434	424	449	403	407	433	404	437	422	410	436	425	431	440	414	430	456	455	428	458	452	447	427	406	423	
Lap 2	442	441	457	426	401	443	432	434	424	412	403	407	449	404	436	431	422	437	433	440	414	430	428	455	425	458	452	447	427	456	406	410	423	
Lap 3	442	441	457	426	401	443	432	434	424	403	412	407	449	404	436	431	440	422	433	428	437	430	414	455	425	458	452	427	406	456	410	447	423	
Lap 4	442	441	457	401	443	426	434	424	432	403	412	449	407	404	436	431	440	433	422	428	430	437	414	455	425	427	452	458	406	410	456	423	447	
Lap 5	457	441	442	401	443	424	434	432	412	403	426	407	449	404	436	431	440	422	433	428	430	437	414	455	427	425	458	406	452	456	423	447	410	
Lap 6	457	442	401	441	443	424	434	412	403	432	404	431	449	436	440	407	433	422	428	430	414	455	425	437	427	458	423	410	452	456	447	426		
Lap 7	401	457	441	442	424	443	434	412	432	404	403	449	431	436	440	428	433	422	407	430	455	425	437	410	427	452	423	458	456	447	414	426		
Lap 8	401	457	441	424	443	442	434	412	432	404	403	449	436	431	440	428	433	407	422	430	455	425	437	410	427	423	458	456	452	447	414	426		
Lap 9	401	457	441	424	443	442	434	412	404	432	403	449	436	431	440	428	433	407	430	422	455	425	437	410	427	423	458	452	456	447	414			
Lap 10	457	441	401	424	443	442	434	412	432	404	403	436	449	440	428	431	433	407	430	422	455	425	437	410	427	423	458	452	456	447	414			
Lap 11	401	457	424	442	434	443	412	441	432	403	436	404	440	428	449	433	431	407	430	455	422	425	410	437	427	423	458	452	456	447	414			





MINIROK

Final (FIN) Analysis

For information purposes. No official / regulatory value

Laps	Sector 1	Sector 2	Sector 3	Lap Time
N°401 Powell Alex				
1	24.201	18.711	16.870	59.782
2	22.502	17.329	16.911	56.742
3	22.431	17.184	16.559	56.174
4	22.205	17.159	16.664	56.028
5	22.286	17.076	16.408	55.770
6	22.270	17.174	16.365	55.809
7	22.327	17.252	16.519	56.098
8	22.435	17.192	16.409	56.036
9	22.324	17.154	16.331	55.809
10	22.354	17.144	16.977	56.475
11	22.747	17.212	16.374	56.333

Laps	Sector 1	Sector 2	Sector 3	Lap Time
N°403 Orlov Maksim				
1	24.621	18.664	18.359	1:01.644
2	22.751	17.436	16.574	56.761
3	22.354	17.290	16.395	56.039
4	22.187	17.003	16.488	55.678
5	22.122	17.437	17.619	57.178
6	23.178	17.392	16.916	57.486
7	22.620	17.327	16.704	56.651
8	22.924	17.409	16.547	56.880
9	22.316	16.990	16.711	56.017
10	22.250	16.900	16.453	55.603
11	22.666	17.573	17.121	57.360

Laps	Sector 1	Sector 2	Sector 3	Lap Time
N°404 Anpilogov Edgar				
1	24.223	18.139	18.020	1:00.382
2	22.902	17.538	16.855	57.295
3	22.619	17.281	16.633	56.533
4	22.450	17.139	16.507	56.096
5	22.365	17.148	16.591	56.104
6	22.744	17.258	16.885	56.887
7	22.338	17.250	16.481	56.069
8	22.356	17.263	16.548	56.167
9	22.537	17.108	16.557	56.202
10	22.664	17.176	16.543	56.383
11	22.716	17.773	17.471	57.960

Laps	Sector 1	Sector 2	Sector 3	Lap Time
N°406 Protasov Gleb				
1	28.329	18.194	17.005	1:03.528
2	22.936	17.813	16.768	57.517
3	22.657	17.420	16.976	57.053
4	23.031	17.358	16.594	56.983
5	22.983	17.670	16.886	57.539

Laps	Sector 1	Sector 2	Sector 3	Lap Time
N°407 Kostin Platon				
1	24.904	18.220	17.857	1:00.981
2	22.840	17.516	16.684	57.040

Laps	Sector 1	Sector 2	Sector 3	Lap Time
N°410 Gladysz Maciej				
3	22.373	17.142	16.623	56.138
4	22.623	17.204	16.484	56.311
5	22.345	17.223	16.896	56.464
6	24.575	19.103	16.974	1:00.652
7	23.520	17.512	16.578	57.610
8	22.352	17.130	16.549	56.031
9	22.390	17.118	16.518	56.026
10	22.489	17.054	16.453	55.996
11	22.435	17.189	16.884	56.508

Laps	Sector 1	Sector 2	Sector 3	Lap Time
N°412 Marconato Davide				
1	24.344	18.118	18.497	1:00.959
2	23.302	21.310	17.406	1:02.018
3	22.658	17.516	16.687	56.861
4	22.673	17.396	16.733	56.802
5	22.622	18.490	17.168	58.280
6	22.449	17.464	16.715	56.628
7	22.230	17.053	17.352	56.635
8	22.291	17.100	16.377	55.768
9	22.183	17.074	16.397	55.654
10	22.124	16.986	16.323	55.433
11	22.128	17.191	16.652	55.971

Laps	Sector 1	Sector 2	Sector 3	Lap Time
N°414 Bhirombhakdi Nandhavud				
1	25.669	19.057	17.855	1:02.581
2	23.076	17.995	17.011	58.082
3	22.675	17.993	17.708	58.376
4	22.597	17.394	17.237	57.228
5	22.540	17.365	17.262	57.167
6	22.446	17.284	17.132	56.862
7	22.529	17.160	26.379	1:06.068
8	22.748	17.303	16.706	56.757
9	22.478	17.309	16.689	56.476
10	22.562	17.458	16.692	56.712
11	22.462	17.390	16.565	56.417

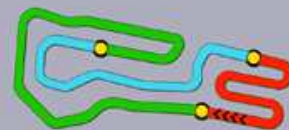
Laps	Sector 1	Sector 2	Sector 3	Lap Time
N°422 Olivieri Flavio				
1	23.922	18.164	17.784	59.870
2	22.737	17.535	17.861	58.133
3	23.347	17.783	16.744	57.874
4	22.597	17.383	17.174	57.154
5	22.513	17.322	16.541	56.376
6	22.784	17.232	16.814	56.830
7	22.721	17.480	16.660	56.861
8	22.416	17.242	16.859	56.517
9	22.466	17.806	16.574	56.846
10	22.468	17.181	16.416	56.065
11	22.820	17.206	16.498	56.524

Laps	Sector 1	Sector 2	Sector 3	Lap Time
N°423 Trukhin Yaroslav				
1	30.364	18.268	17.024	1:05.656
2	22.917	17.551	16.776	57.244
3	22.520	17.256	16.624	56.400
4	22.259	17.544	16.808	56.611
5	22.531	18.053	16.754	57.338
6	22.456	17.497	16.559	56.512
7	22.246	17.155	18.516	57.917
8	22.708	17.359	16.603	56.670
9	22.289	17.180	16.456	55.925
10	22.268	17.294	16.436	55.998
11	22.293	17.163	16.857	56.313

Laps	Sector 1	Sector 2	Sector 3	Lap Time
N°424 Kutskov Kirill				
1	24.388	18.258	17.455	1:00.101
2	22.442	17.575	16.661	56.678
3	22.241	17.176	16.482	55.899
4	22.277	17.098	16.461	55.836
5	22.320	17.587	16.718	56.625
6	22.210	17.250	16.447	55.907
7	22.162	17.043	16.632	55.837
8	22.392	17.070	16.440	55.902
9	22.184	17.000	16.367	55.551
10	22.195	17.034	16.439	55.668
11	23.148	17.531	16.490	57.169

Laps	Sector 1	Sector 2	Sector 3	Lap Time
N°425 Tarnvanichkul Enzo				
1	24.454	18.435	18.194	1:01.083
2	23.435	18.205	17.972	59.612
3	22.586	17.995	17.356	57.937
4	22.487	17.187	17.066	56.740
5	23.094	17.234	17.215	57.543
6	22.615	17.230	16.718	56.563
7	22.571	17.221	16.885	56.677
8	22.479	17.273	16.511	56.263





MINIROK

Final (FIN) Analysis

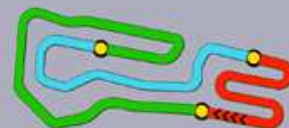
For information purposes. No official / regulatory value

Laps	Sector 1	Sector 2	Sector 3	Lap Time
9	22.217	17.188	16.515	55.920
10	22.285	17.156	16.516	55.957
11	22.358	17.179	16.552	56.089
N°426 Marenghi Francesco				
1	23.946	17.772	16.812	58.530
2	22.905	17.474	16.690	57.069
3	22.683	17.257	16.582	56.522
4	22.491	17.215	17.094	56.800
5	22.446	17.565	18.410	58.421
6	39.032	19.711	17.362	1:16.105
7	23.086	18.927	17.691	59.704
8	23.198	18.873	17.725	59.796
N°427 Roos Nikolas				
1	26.714	18.359	17.308	1:02.381
2	22.991	17.939	17.301	58.231
3	22.909	17.408	17.154	57.471
4	22.567	17.279	16.898	56.744
5	22.966	17.262	17.010	57.238
6	23.088	17.324	16.669	57.081
7	22.435	17.205	18.520	58.160
8	22.330	17.208	16.455	55.993
9	22.282	17.139	16.502	55.923
10	22.399	17.126	16.475	56.000
11	22.475	17.277	16.482	56.234
N°428 Rinicella Valerio				
1	25.614	19.468	17.841	1:02.923
2	23.029	17.859	17.092	57.980
3	22.283	17.955	17.176	57.414
4	22.216	17.113	17.071	56.400
5	22.695	17.286	16.682	56.663
6	22.604	17.566	16.442	56.612
7	22.211	17.175	16.388	55.774
8	22.248	16.996	16.334	55.578
9	22.094	17.050	16.309	55.453
10	22.150	17.083	16.593	55.826
11	22.318	17.380	17.753	57.451
N°430 Wurz Oscar				
1	24.379	18.624	18.050	1:01.053
2	23.149	18.120	17.195	58.464
3	22.915	17.757	17.148	57.820
4	22.435	17.278	16.606	56.319
5	22.705	17.368	16.526	56.599
6	22.578	17.593	16.536	56.707
7	22.420	17.483	16.939	56.842
8	22.380	17.267	16.592	56.239

Laps	Sector 1	Sector 2	Sector 3	Lap Time
9	22.516	17.363	16.451	56.330
10	22.299	17.057	16.313	55.669
11	22.273	17.221	16.808	56.302
N°431 Fluxa Lucas Jack				
1	24.464	18.770	17.811	1:01.045
2	23.025	17.608	16.914	57.547
3	22.460	17.198	16.472	56.130
4	22.305	17.245	16.415	55.965
5	22.199	17.106	16.703	56.008
6	22.817	17.307	16.509	56.633
7	22.331	17.873	16.527	56.731
8	22.585	17.827	17.009	57.421
9	22.171	16.952	16.489	55.612
10	23.182	17.289	16.414	56.885
11	22.249	17.392	17.737	57.378
N°432 Bohra Askhay				
1	23.897	18.301	16.949	59.147
2	22.523	17.298	17.399	57.220
3	22.466	17.154	16.647	56.267
4	22.869	17.130	16.617	56.616
5	22.336	17.430	17.397	57.163
6	23.413	17.403	17.115	57.931
7	22.333	17.154	16.594	56.081
8	22.335	17.198	16.572	56.105
9	22.904	17.093	16.583	56.580
10	22.336	17.089	16.528	55.953
11	22.900	17.621	17.076	57.597
N°433 Malek Lukas				
1	24.729	18.547	18.121	1:01.397
2	23.648	17.435	17.687	58.770
3	23.334	17.899	16.993	58.226
4	22.442	17.162	16.942	56.546
5	22.961	17.194	16.685	56.840
6	22.641	17.226	16.564	56.431
7	22.792	17.376	16.471	56.639
8	22.385	17.121	16.492	55.998
9	22.323	17.024	16.581	55.928
10	22.371	17.064	16.432	55.867
11	22.280	17.117	16.710	56.107
N°434 De Palo Matteo				
1	24.380	18.497	17.443	1:00.320
2	22.412	17.536	16.598	56.546
3	22.272	17.189	16.451	55.912
4	22.152	17.103	16.642	55.897
5	22.588	17.617	17.502	57.707

Laps	Sector 1	Sector 2	Sector 3	Lap Time
6	22.485	17.189	16.459	56.133
7	22.358	17.282	16.614	56.254
8	22.307	17.122	16.507	55.936
9	22.292	17.040	16.356	55.688
10	22.203	17.043	16.353	55.599
11	22.206	17.500	16.963	56.669
N°436 Krozser Menyhert				
1	24.438	18.793	17.635	1:00.866
2	23.194	17.598	16.854	57.646
3	22.385	17.289	16.463	56.137
4	22.237	17.159	16.518	55.914
5	22.238	17.177	16.631	56.046
6	23.066	17.588	16.622	57.276
7	22.208	17.656	16.677	56.541
8	22.435	17.779	16.676	56.890
9	22.144	17.033	16.574	55.751
10	22.347	17.077	16.400	55.824
11	22.254	17.476	17.116	56.846
N°437 Clausen Tobias Bille				
1	24.497	18.309	17.928	1:00.734
2	23.336	17.559	17.353	58.248
3	23.554	18.158	17.069	58.781
4	22.504	17.679	17.393	57.576
5	22.442	17.637	16.983	57.062
6	22.854	17.246	17.150	57.250
7	22.784	17.165	17.139	57.088
8	22.330	17.160	16.549	56.039
9	22.244	17.172	16.553	55.969
10	22.223	17.098	16.488	55.809
11	22.418	17.168	16.906	56.492
N°440 Hideg Adam				
1	24.983	18.741	18.180	1:01.904
2	23.083	17.709	16.868	57.660
3	22.933	17.447	16.644	57.024
4	22.349	17.164	16.611	56.124
5	22.344	17.151	16.529	56.024
6	22.337	17.196	16.544	56.077
7	22.169	17.481	16.835	56.485
8	22.365	17.700	16.939	57.004
9	22.217	17.132	16.462	55.811
10	22.332	17.241	16.584	56.157
11	22.341	17.408	17.780	57.529
N°441 Gowda Dion				
1	23.615	17.629	16.814	58.058
2	22.598	17.453	16.624	56.675





MINIROK

Final (FIN) Analysis

For information purposes. No official / regulatory value

Laps	Sector 1	Sector 2	Sector 3	Lap Time
3	22.519	17.387	16.545	56.451
4	22.457	17.277	16.570	56.304
5	22.356	17.432	16.872	56.660
6	22.749	17.273	16.547	56.569
7	22.273	17.206	17.222	56.701
8	22.392	17.104	16.444	55.940
9	22.240	17.032	16.351	55.623
10	22.152	16.995	16.477	55.624
11	23.395	18.393	17.347	59.135

N°442 Irfan Coskun				
Laps	Sector 1	Sector 2	Sector 3	Lap Time
1	23.403	17.606	16.912	57.921
2	22.736	17.456	16.694	56.886
3	22.504	17.337	16.611	56.452
4	22.448	17.268	16.600	56.316
5	22.358	17.243	17.274	56.875
6	22.377	17.143	16.407	55.927
7	22.313	17.530	17.528	57.371
8	22.679	17.496	16.518	56.693
9	22.315	17.102	16.446	55.863
10	22.195	17.031	16.390	55.616
11	22.374	17.780	16.918	57.072

N°443 Popov Maksimilian				
Laps	Sector 1	Sector 2	Sector 3	Lap Time
1	24.297	18.084	16.832	59.213
2	22.586	17.414	17.308	57.308
3	22.452	17.243	16.462	56.157
4	22.273	17.167	16.692	56.132
5	22.673	17.534	16.614	56.821
6	22.331	17.147	16.379	55.857
7	22.270	17.096	16.857	56.223
8	22.519	17.230	16.375	56.124
9	22.150	17.056	16.362	55.568
10	22.113	17.042	16.350	55.505
11	22.865	17.835	17.803	58.503

N°447 Babaioana Darius				
Laps	Sector 1	Sector 2	Sector 3	Lap Time
1	25.860	18.223	17.249	1:01.332
2	23.204	17.849	17.395	58.448
3	23.916	17.873	16.764	58.553
4	22.855	17.547	16.794	57.196
5	22.769	17.812	16.880	57.461
6	23.093	17.630	16.986	57.709
7	22.675	17.384	17.489	57.548
8	22.837	17.441	16.688	56.966
9	22.819	17.438	16.773	57.030
10	22.849	17.467	16.581	56.897
11	22.756	17.544	16.755	57.055

N°449 Tsolov Nikola				
Laps	Sector 1	Sector 2	Sector 3	Lap Time
1	23.947	18.828	18.314	1:01.089
2	23.349	17.499	16.661	57.509
3	22.367	17.138	16.548	56.053
4	22.333	17.150	16.397	55.880
5	22.178	17.065	17.561	56.804
6	23.574	17.558	16.484	57.616
7	22.223	17.704	16.413	56.340
8	22.563	17.956	16.388	56.907
9	22.157	16.957	16.943	56.057
10	22.823	17.081	16.390	56.294
11	22.200	17.341	18.523	58.064

N°452 Plotnikov Alexandr				
Laps	Sector 1	Sector 2	Sector 3	Lap Time
1	25.814	18.329	17.248	1:01.391
2	23.131	17.995	17.321	58.447
3	22.645	17.891	17.131	57.667
4	22.555	17.373	17.079	57.007
5	23.145	17.870	17.028	58.043
6	22.713	18.257	16.834	57.804
7	22.370	17.295	17.266	56.931
8	23.338	17.380	16.936	57.654
9	22.494	17.215	16.596	56.305
10	22.967	17.357	16.448	56.772
11	22.530	17.301	16.561	56.392

N°455 Bergstrom Joel				
Laps	Sector 1	Sector 2	Sector 3	Lap Time
1			17.953	1:02.482
2	23.107	17.953	17.452	58.512
3	22.908	17.766	16.915	57.589
4	22.412	17.431	17.463	57.306
5	22.578	17.465	17.138	57.181
6	22.460	17.246	17.083	56.789
7	22.644	17.122	16.985	56.751
8	22.523	17.142	16.478	56.143
9	22.332	17.054	16.417	55.803
10	22.296	16.963	16.356	55.615
11	22.354	17.063	16.479	55.896

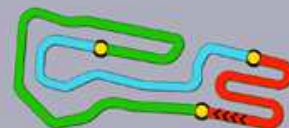
N°456 Saeter Marcus				
Laps	Sector 1	Sector 2	Sector 3	Lap Time
1	25.313	18.640	17.491	1:01.444
2	23.868	18.114	17.951	59.933
3	23.043	17.504	17.292	57.839
4	22.713	17.307	17.206	57.226
5	22.780	17.793	16.796	57.369
6	22.763	18.018	17.180	57.961
7	22.518	17.255	17.324	57.097
8	22.963	17.356	16.611	56.930

Laps	Sector 1	Sector 2	Sector 3	Lap Time
9	22.468	17.081	17.146	56.695
10	22.594	18.160	16.544	57.298
11	22.360	17.097	16.490	55.947

N°457 Al Dhaheeri Rashid				
Laps	Sector 1	Sector 2	Sector 3	Lap Time
1	24.448	17.808	16.710	58.966
2	22.583	17.404	16.541	56.528
3	22.578	17.312	16.485	56.375
4	22.434	17.127	16.437	55.998
5	22.230	17.140	16.662	56.032
6	22.540	17.117	16.507	56.164
7	22.911	17.260	16.652	56.823
8	22.347	17.145	16.436	55.928
9	22.298	17.086	16.432	55.816
10	22.287	17.051	16.531	55.869
11	23.493	17.339	16.454	57.286

N°458 Olivieri Giulio				
Laps	Sector 1	Sector 2	Sector 3	Lap Time
1	26.412	18.124	17.242	1:01.778
2	23.331	17.980	17.156	58.467
3	22.644	17.864	17.179	57.687
4	23.023	17.326	16.895	57.244
5	23.055	17.627	16.663	57.345
6	22.845	17.363	16.703	56.911
7	22.453	17.201	18.980	58.634
8	22.702	17.403	16.572	56.677
9	22.407	17.123	16.417	55.947
10	22.396	17.139	16.358	55.893
11	22.323	17.226	16.682	56.231





MINIROK

Final (FIN) Starting Grid

Document 38 OFFICIAL

447	Babaioana Darius Parolin / Vortex / Bridgestone	72 Points	17	452	Plotnikov Alexandr Energy Corse / Vortex / Bridgestone	71 Points
406	Protasov Gleb Parolin / Vortex / Bridgestone	70 Points	16	411	Bedetti Lorenzo Righetti Ridolfi / Vortex / Bridgestone	68 Points
423	Trukhin Yaroslav Energy Corse / Vortex / Bridgestone	64 Points	15	422	Olivieri Flavio Evokart S.r.l. / Vortex / Bridgestone	64 Points
427	Roos Nikolas Tony Kart / Vortex / Bridgestone	61 Points	14	458	Olivieri Giulio Evokart S.r.l. / Vortex / Bridgestone	58 Points
456	Saeter Marcus Energy Corse / Vortex / Bridgestone	55 Points	13	430	Wurz Oscar Tony Kart / Vortex / Bridgestone	50 Points
404	Anpilogov Edgar Parolin / Vortex / Bridgestone	48 Points	12	431	Fluxa Lucas Jack Parolin / Vortex / Bridgestone	48 Points
437	Clausen Tobias Bille Parolin / Vortex / Bridgestone	46 Points	11	436	Krozser Menyhert Parolin / Vortex / Bridgestone	46 Points
455	Bergstrom Joel Parolin / Vortex / Bridgestone	44 Points	10	425	Tarnvanichkul Enzo Tony Kart / Vortex / Bridgestone	43 Points
428	Rinicella Valerio Energy Corse / Vortex / Bridgestone	41 Points	9	410	Gladysz Maciej Parolin / Vortex / Bridgestone	37 Points
414	Bhirombhakdi Nandhavud Tony Kart / Vortex / Bridgestone	35 Points	8	440	Hideg Adam Parolin / Vortex / Bridgestone	35 Points
432	Bohra Askhay Parolin / Vortex / Bridgestone	33 Points	7	424	Kutskov Kirill Energy Corse / Vortex / Bridgestone	33 Points
449	Tsolov Nikola Tony Kart / Vortex / Bridgestone	30 Points	6	407	Kostin Platon Ipkarting / Vortex / Bridgestone	29 Points
412	Marconato Davide Energy Corse / Vortex / Bridgestone	27 Points	5	434	De Palo Matteo Parolin / Vortex / Bridgestone	24 Points
426	Marengi Francesco Tony Kart / Vortex / Bridgestone	23 Points	4	433	Malek Lukas Parolin / Vortex / Bridgestone	20 Points
441	Gowda Dion Parolin / Vortex / Bridgestone	20 Points	3	443	Popov Maksimilian Parolin / Vortex / Bridgestone	13 Points
403	Orlov Maksim Parolin / Vortex / Bridgestone	9 Points	2	401	Powell Alex Energy Corse / Vortex / Bridgestone	8 Points
457	Al Dhaheri Rashid Parolin / Vortex / Bridgestone	2 Points	1	442	Irfan Coskun Parolin / Vortex / Bridgestone	0 Points

POLE POSITION



Start : 17/02 - 16:00 11 Laps = 13,200 Km

24th WINTER CUP (ITA) 14-17/02/2019

FICR

Page 1 / 1

Apex Timing



Scan this QR code for live timing



Timing service and charts editing provided by:

**Federazione Italiana
Cronometristi**